

Unified Dashboard

Central Bureau of Narcotics

(CBN)

User Manual

Version 1.04

Date:09.06.2026

Table of Contents

1. Getting Started	4
2. Brief about user guide	4
3. Overview	4
4. Abbreviations	5
5. Navigation for Trade Users – Unified Dashboard	6
6. Unified Dashboard - Trade User Screen	8
6.1 Unified Dashboard – Menu	9
6.1.1 ICEGATE.....	10
6.1.2 About Us.....	11
6.1.3 Services.....	12
6.1.4 Tutorials.....	13
6.1.5 Quick Links	13
6.1.6 Notifications	14
7. Unified Dashboard Widgets	15
8. LPCO Widget	16
8.1 Profile	18
8.1.1 Basic Profile Details.....	18
8.1.2 Plant/Facility Details	21
8.1.3 Substance Details.....	23
8.1.4 Profile Submission	24
8.1.5 Query Raised and Replied	25
8.1.6 Profile Approval	28
8.2 License Application for Importer.....	29
8.2.1 Narcotic Drugs.....	29
8.2.2 Psychotropic Substance	42
8.2.3 Controlled Substance	51
8.3 License Application for Exporter.....	60
8.3.1 Narcotic Drugs.....	61
8.3.2 Psychotropic Substance	73
8.3.3 Controlled Substance	83
9. Payment Process	93

10. Release Order	96
11. Contact Us.....	98

1. Getting Started

Welcome to the user manual for the services offered to the trade users under the SWIFT 2.0 (Single Window Interface for Facilitating Trade) project over the Unified dashboard facility. This manual provides a detailed overview of all the features incorporated in the SWIFT (Single Window Interface for Facilitating Trade) project for the users.

2. Brief about user guide

This user manual provides step-by-step illustrations of all the functionalities that are incorporated on the user's dashboard. The manual comes with pictorial representation, which enables users to get a complete grasp on the subject and avail maximal benefit in a very subtle way.

3. Overview

- To address the problem of approaching multiple agencies manually or by accessing their individual websites, SWIFT 2.0 was launched.
- As per the approach finalized for SWIFT 2.0, Unified Dashboard will be incorporated into the existing system to provide actionable information to trade covering all existing process cycles. This document has been drafted to capture the business requirements for Unified Dashboard facility under the initiative of SWIFT 2.0 to take the ease of doing business forward.

4. Abbreviations

Sl. No.	Term/Acronym	Description
1.	ICEGATE	Indian Customs E-Commerce/Electronic Data Interchange (EC/EDI) Gateway
2.	SWIFT	Single Window Interface for Facilitating Trade
3.	CBN	Central Bureau of Narcotics
4.	NOC	No Objection Certificate
5.	LPCO	Licenses, Permits, Certificates, and Others
6.	CBIC	Central Board of Indirect Taxes and Customs
7.	IEC	Importer Exporter Code
8.	ARN	Application Reference Number
9.	PGA	Participating Government Agency
10.	SSO	Single Sign On

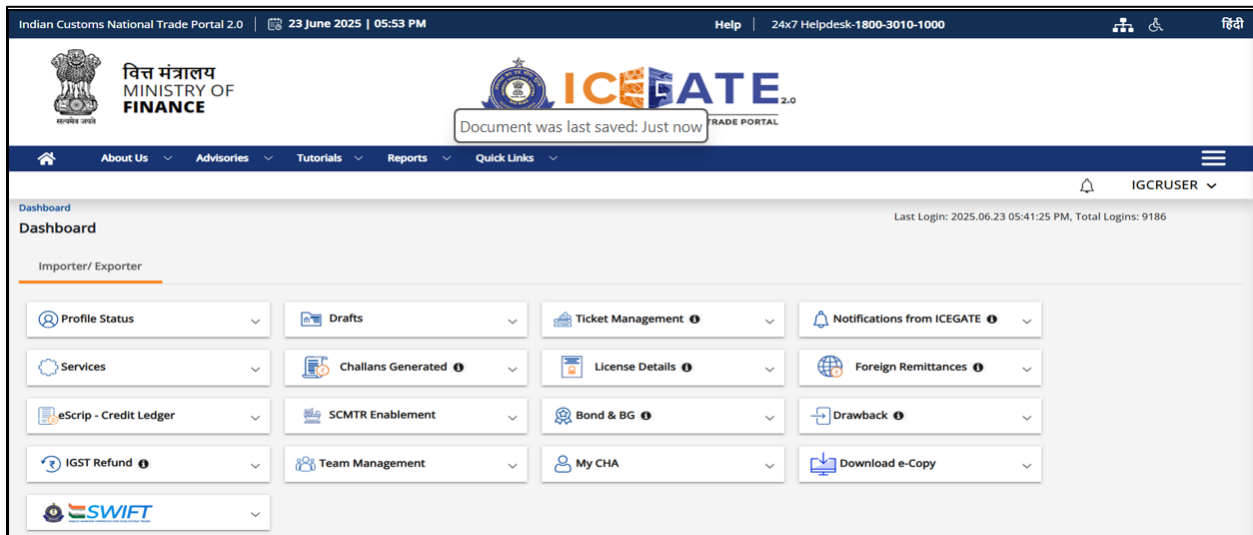
5. Navigation for Trade Users – Unified Dashboard

The trade user may follow the steps below to access the Unified Dashboard:

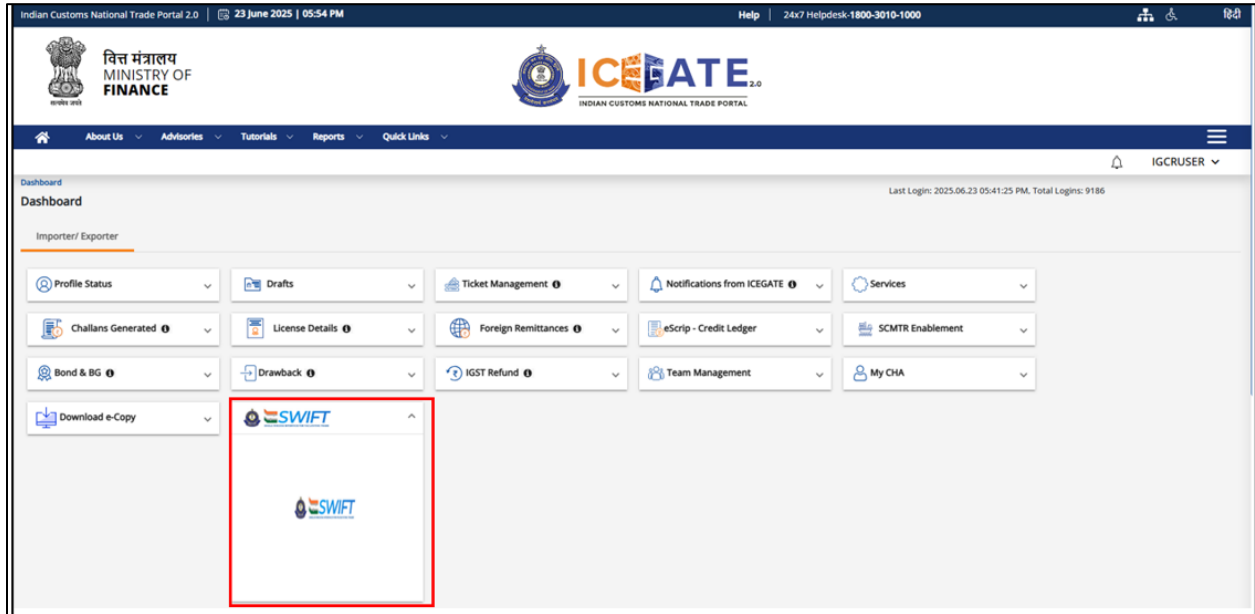
- **Step-1:** The trade users can access the ICEGATE dashboard by providing their ICEGATE ID and Password and clicking on the Login button. In such a case, the 'User Type' that needs to be selected shall be 'ICEGATE User'.



- **Step-2:** On successful login, the system will display the dashboard screen as follows:

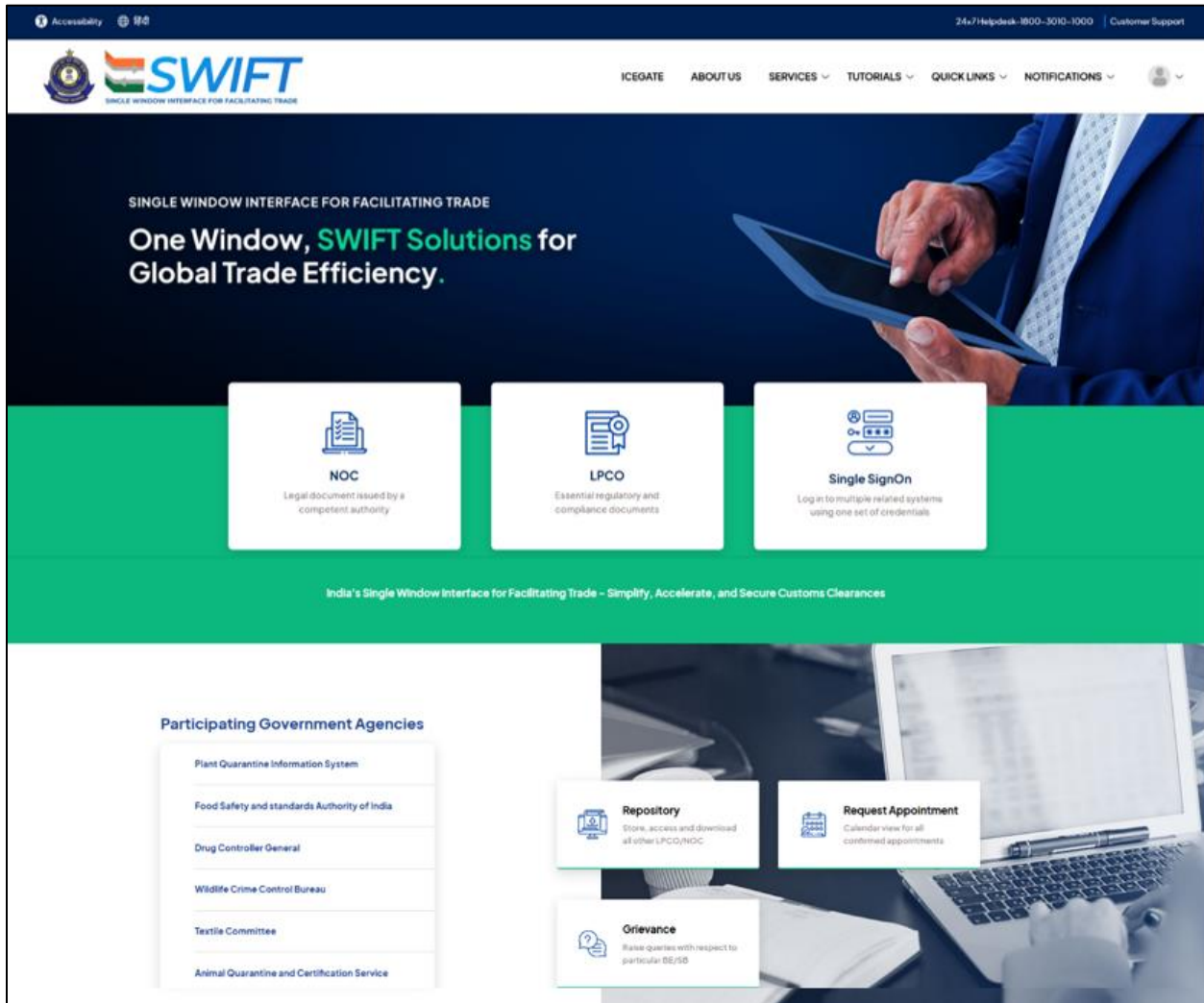


➤ **Step-3:** The user will then click the SWIFT widget:



6. Unified Dashboard - Trade User Screen

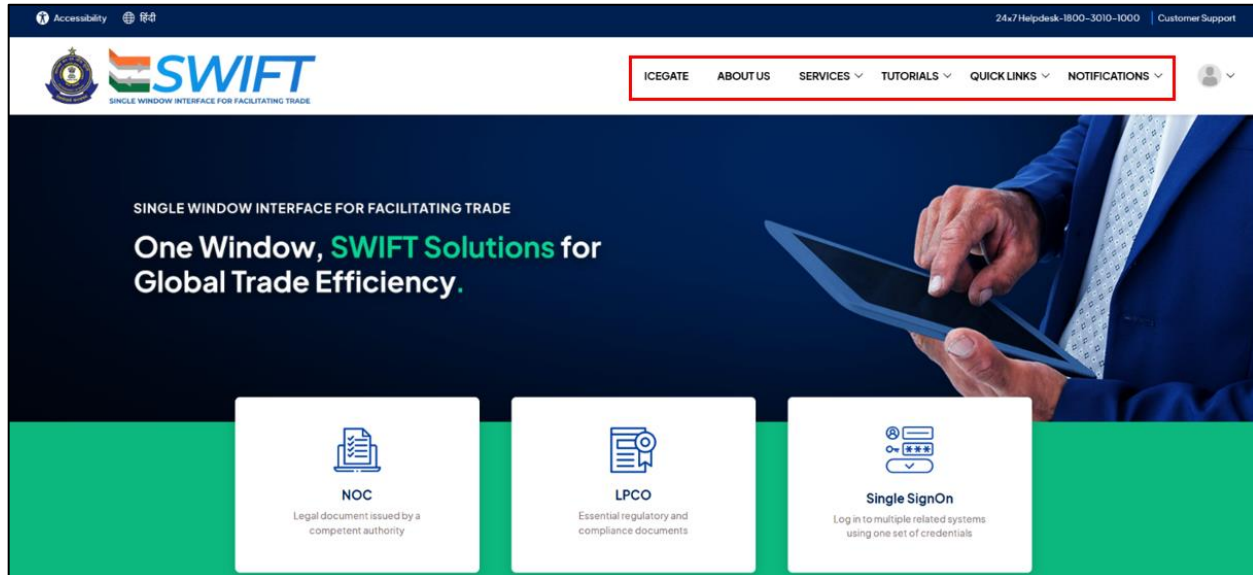
Upon clicking the '**SWIFT**' widget, the system displays the Unified dashboard screen below-



The user manual will discuss all the Unified Dashboard services in detail below.

6.1 Unified Dashboard – Menu

The dashboard has six items on the menu on the top of the page for the users as shown on the screen below:



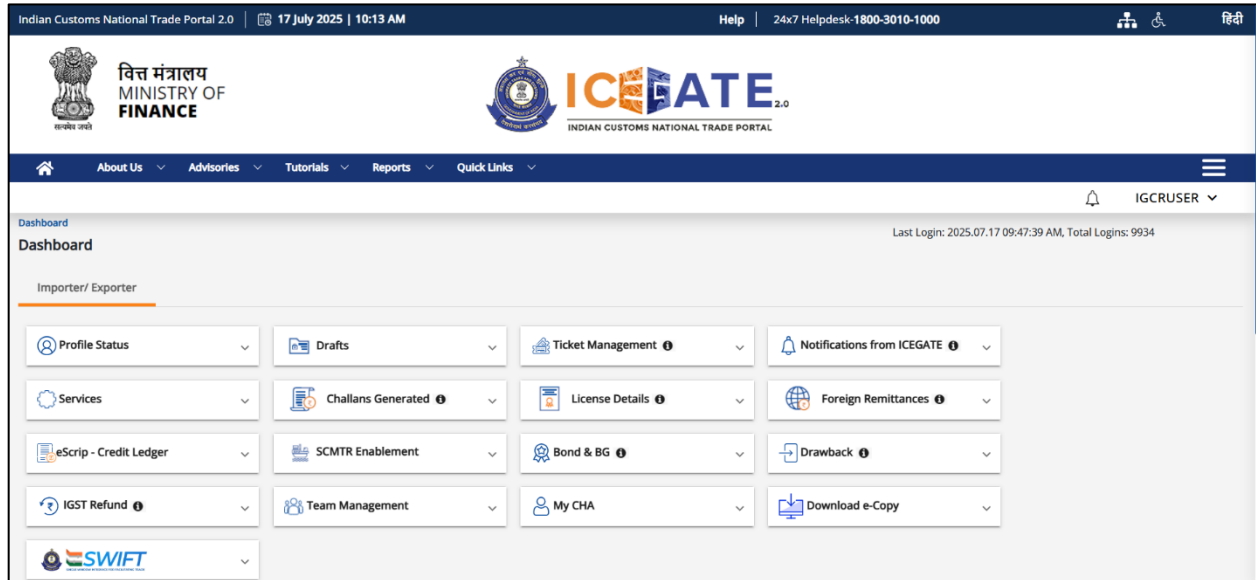
The six components of the menu bar at the top of the page are:

- I. ICEGATE
- II. About Us
- III. Services
- IV. Tutorials
- V. Quick Links
- VI. Notifications

These are explained below:

6.1.1 ICEGATE

On clicking ICEGATE, the user is re-directed to the ICEGATE dashboard.



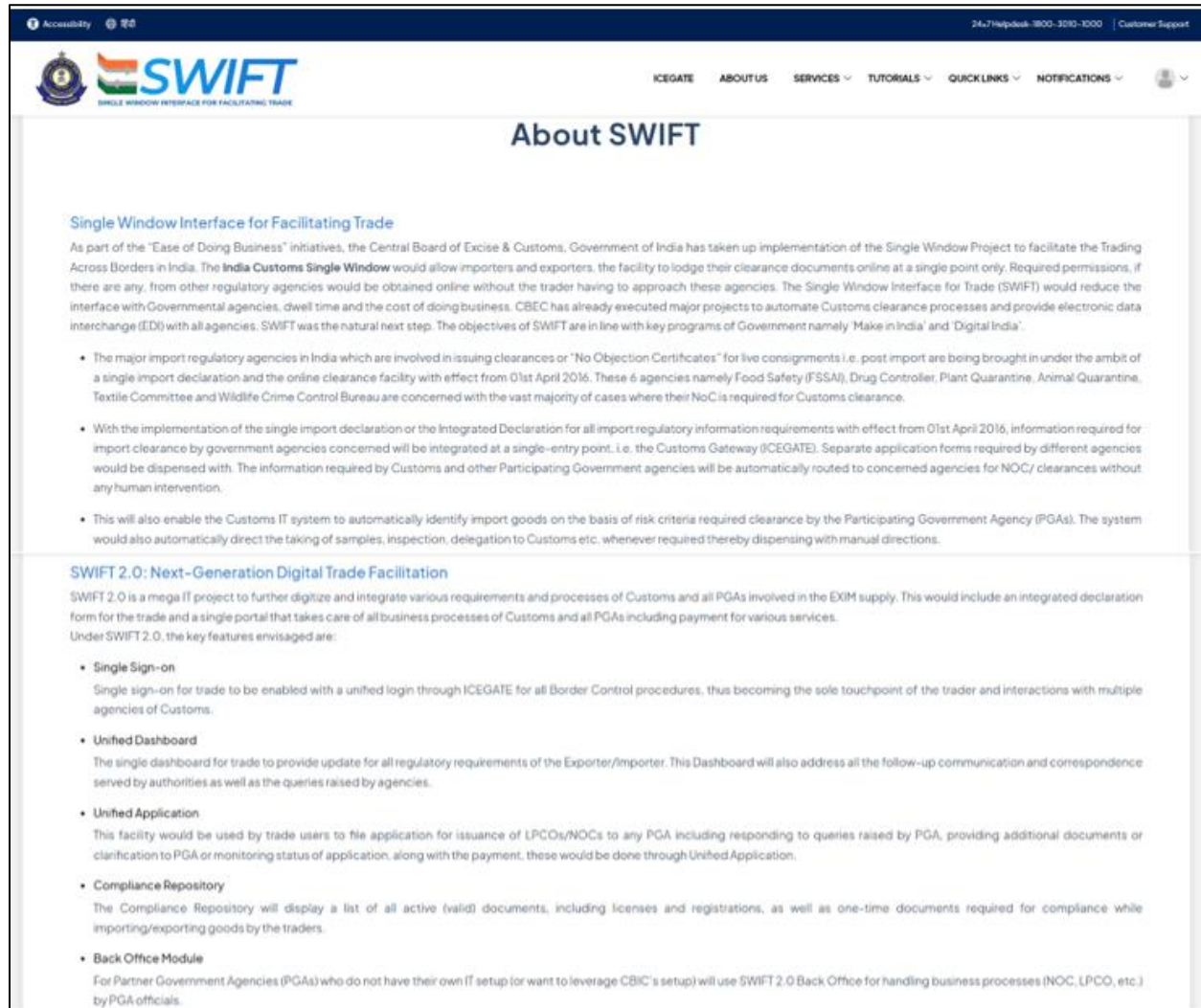
The screenshot displays the ICEGATE dashboard for an importer/exporter. The header includes the Ministry of Finance logo and the ICEGATE 2.0 logo. A navigation menu contains links for About Us, Advisories, Tutorials, Reports, and Quick Links. The user is logged in as IGCRUSER. The dashboard features a grid of functional modules:

- Profile Status
- Drafts
- Ticket Management
- Notifications from ICEGATE
- Services
- Challans Generated
- License Details
- Foreign Remittances
- eScrip - Credit Ledger
- SCMTR Enablement
- Bond & BG
- Drawback
- IGST Refund
- Team Management
- My CHA
- Download e-Copy

A SWIFT logo is visible at the bottom left of the dashboard area.

6.1.2 About Us

This section gives all the relevant information about the project SWIFT like the purpose, services being offered to the users, etc. This section helps the users to understand the importance and relevance of the project SWIFT.



The screenshot shows the 'About SWIFT' page on the ICEGATE website. The page header includes the ICEGATE and SWIFT logos, along with navigation links for ABOUT US, SERVICES, TUTORIALS, QUICK LINKS, and NOTIFICATIONS. The main content area is titled 'About SWIFT' and contains the following information:

Single Window Interface for Facilitating Trade

As part of the "Ease of Doing Business" initiatives, the Central Board of Excise & Customs, Government of India has taken up implementation of the Single Window Project to facilitate the Trading Across Borders in India. The **India Customs Single Window** would allow importers and exporters, the facility to lodge their clearance documents online at a single point only. Required permissions, if there are any, from other regulatory agencies would be obtained online without the trader having to approach these agencies. The Single Window Interface for Trade (SWIFT) would reduce the interface with Governmental agencies, dwell time and the cost of doing business. CBEC has already executed major projects to automate Customs clearance processes and provide electronic data interchange (EDI) with all agencies. SWIFT was the natural next step. The objectives of SWIFT are in line with key programs of Government namely 'Make in India' and 'Digital India'.

- The major import regulatory agencies in India which are involved in issuing clearances or "No Objection Certificates" for live consignments i.e. post import are being brought in under the ambit of a single import declaration and the online clearance facility with effect from 01st April 2016. These 6 agencies namely Food Safety (FSSAI), Drug Controller, Plant Quarantine, Animal Quarantine, Textile Committee and Wildlife Crime Control Bureau are concerned with the vast majority of cases where their NoC is required for Customs clearance.
- With the implementation of the single import declaration or the Integrated Declaration for all import regulatory information requirements with effect from 01st April 2016, information required for import clearance by government agencies concerned will be integrated at a single-entry point. I.e. the Customs Gateway (ICEGATE). Separate application forms required by different agencies would be dispensed with. The information required by Customs and other Participating Government agencies will be automatically routed to concerned agencies for NOC/ clearances without any human intervention.
- This will also enable the Customs IT system to automatically identify import goods on the basis of risk criteria required clearance by the Participating Government Agency (PGAs). The system would also automatically direct the taking of samples, inspection, delegation to Customs etc. whenever required thereby dispensing with manual directions.

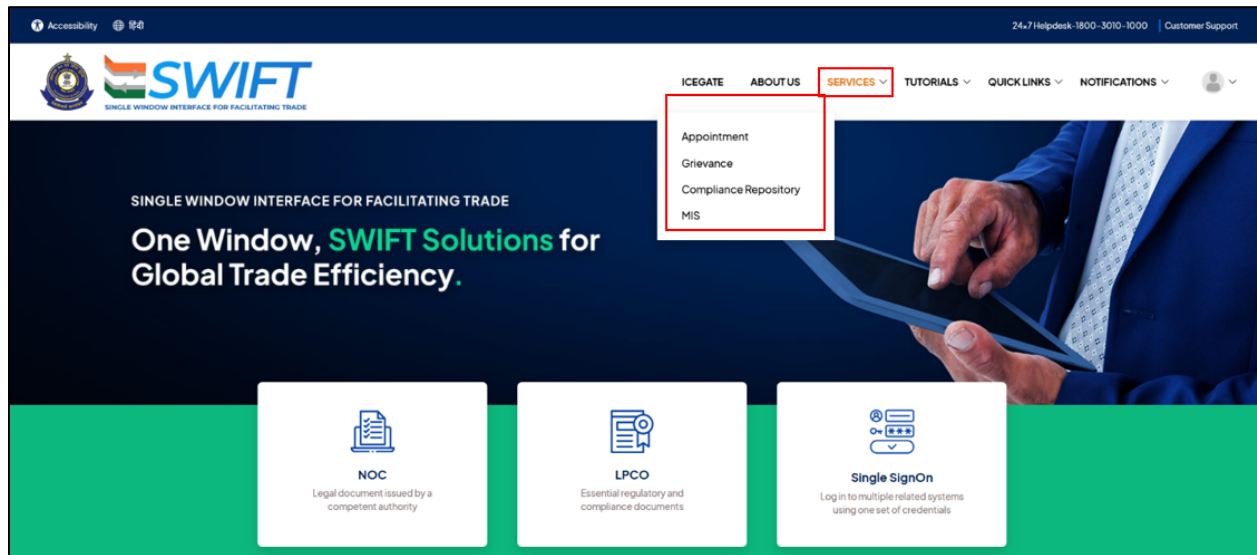
SWIFT 2.0: Next-Generation Digital Trade Facilitation

SWIFT 2.0 is a mega IT project to further digitize and integrate various requirements and processes of Customs and all PGAs involved in the EXIM supply. This would include an integrated declaration form for the trade and a single portal that takes care of all business processes of Customs and all PGAs including payment for various services. Under SWIFT 2.0, the key features envisaged are:

- **Single Sign-on**
Single sign-on for trade to be enabled with a unified login through ICEGATE for all Border Control procedures, thus becoming the sole touchpoint of the trader and interactions with multiple agencies of Customs.
- **Unified Dashboard**
The single dashboard for trade to provide update for all regulatory requirements of the Exporter/Importer. This Dashboard will also address all the follow-up communication and correspondence served by authorities as well as the queries raised by agencies.
- **Unified Application**
This facility would be used by trade users to file application for issuance of LPCOs/NOCs to any PGA including responding to queries raised by PGA, providing additional documents or clarification to PGA or monitoring status of application, along with the payment, these would be done through Unified Application.
- **Compliance Repository**
The Compliance Repository will display a list of all active (valid) documents, including licenses and registrations, as well as one-time documents required for compliance while importing/exporting goods by the traders.
- **Back Office Module**
For Partner Government Agencies (PGAs) who do not have their own IT setup (or want to leverage CBIC's setup) will use SWIFT 2.0 Back Office for handling business processes (NOC, LPCO, etc.) by PGA officials.

6.1.3 Services

SWIFT provides four services for the users as shown below.

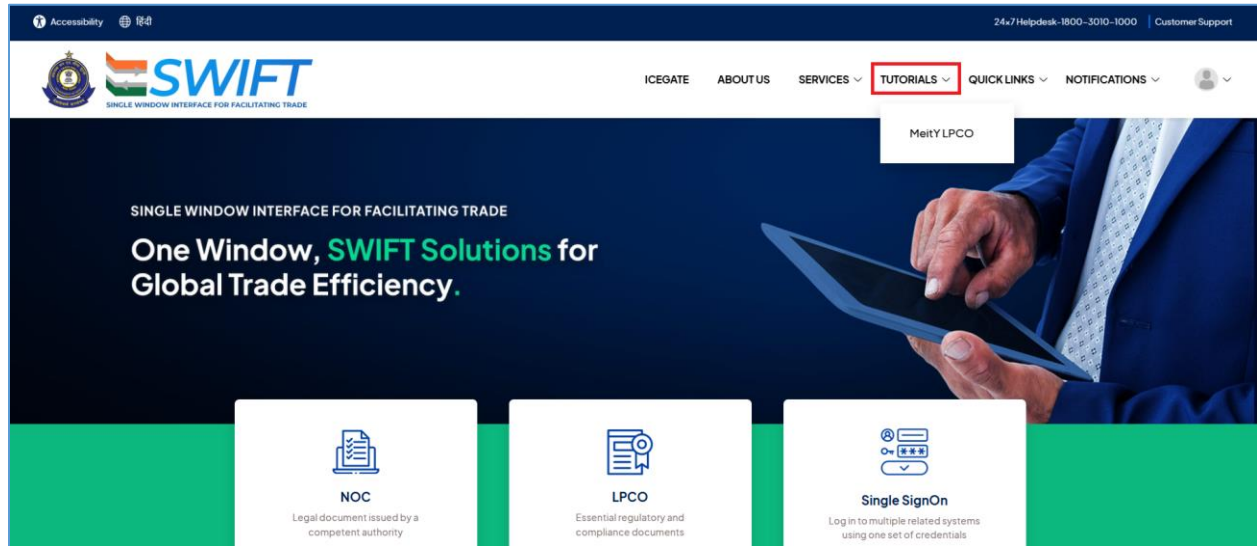


They are:

1. **Appointment:** As and when PGAs get integrated for this module, the users can raise a request for an appointment as per their requirements.
2. **Grievance:** As and when PGAs get integrated for this module, the users can raise a grievance as per their requirement with a specific PGA.
3. **Compliance Repository:** This repository stores all the NOCs or LPCOs issued to the users in the past and these can be downloaded by the user as per their needs.
4. **MIS:** This section will contain reports pertaining to NOC/LPCOs.

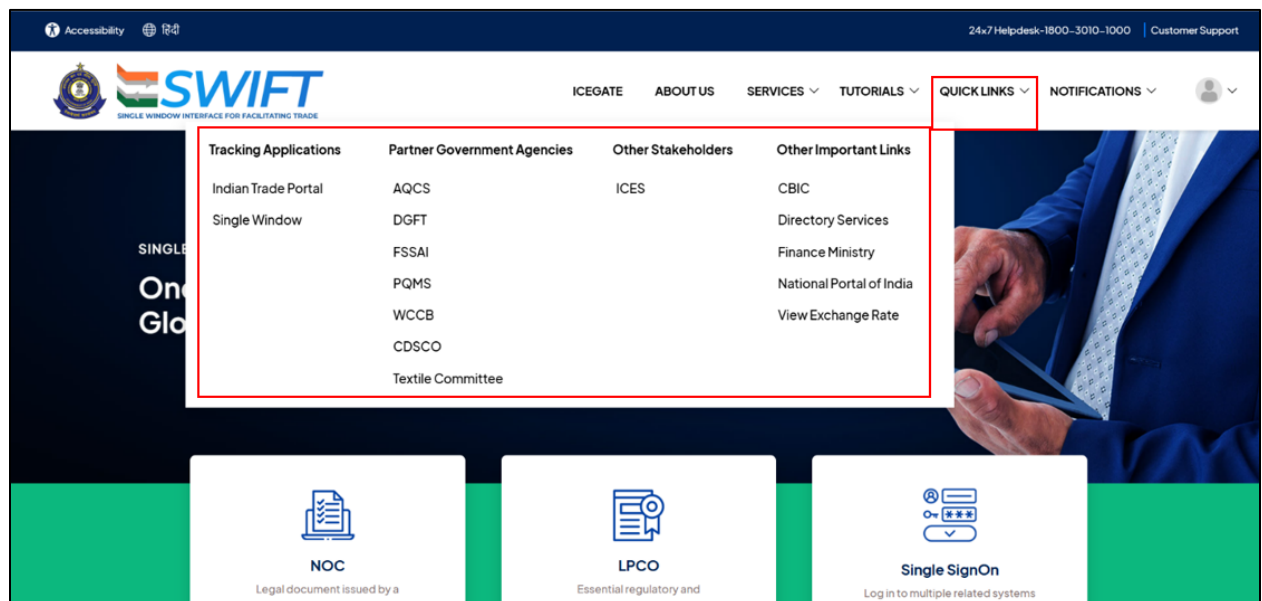
6.1.4 Tutorials

This section contains user manual/video tutorials for the users for quicker understanding of the SWIFT services.



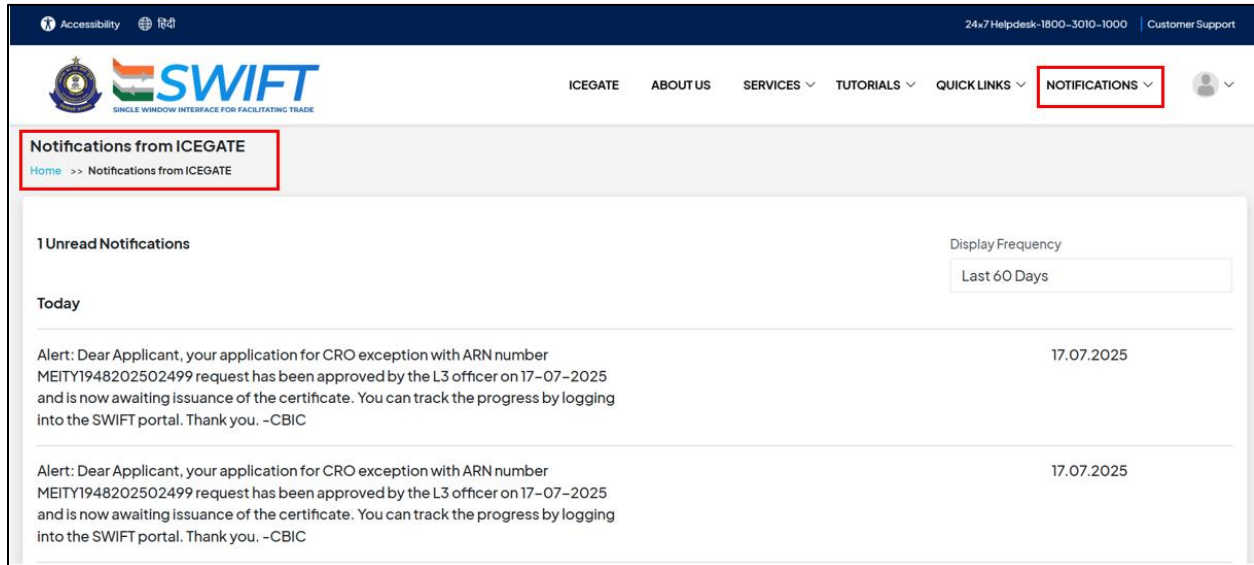
6.1.5 Quick Links

The Quick Links services provide shortcuts that allow SWIFT users to quickly navigate to important sections or websites to speed up their work. This section gives quick access to links pertaining to agencies/other information shown below.



6.1.6 Notifications

This section gives the user SWIFT related notification on the change in status of any pending work item identified as shown below.



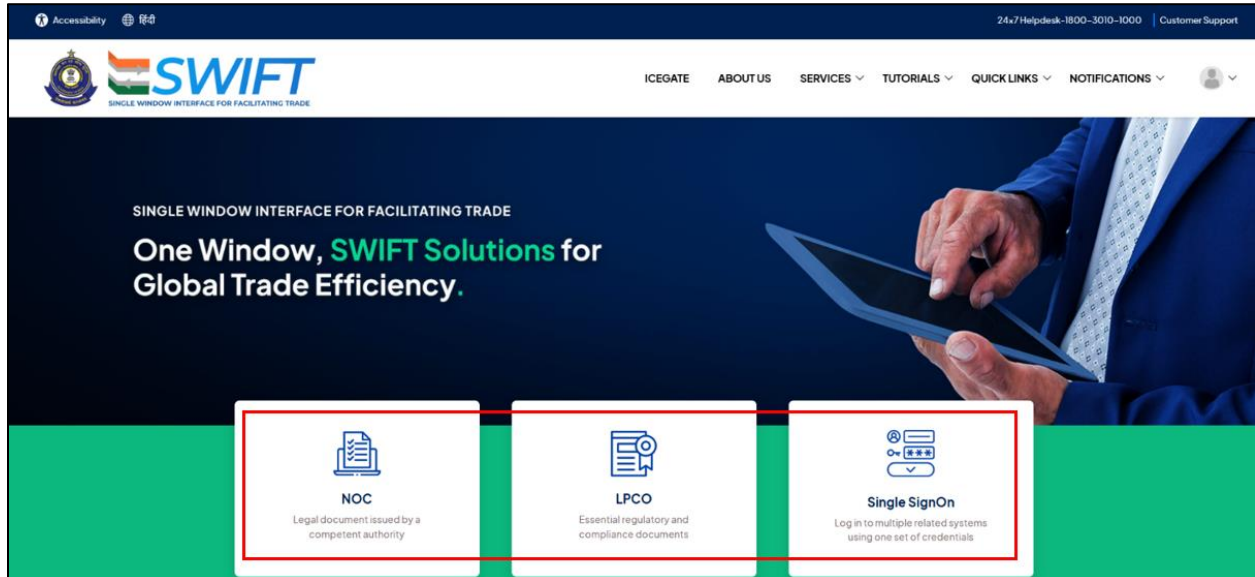
The screenshot shows the SWIFT user interface. At the top, there is a navigation bar with the ICEGATE logo on the left and the SWIFT logo on the right. The navigation menu includes 'ICEGATE', 'ABOUT US', 'SERVICES', 'TUTORIALS', 'QUICK LINKS', and 'NOTIFICATIONS' (highlighted with a red box). Below the navigation bar, there is a sub-header 'Notifications from ICEGATE' with a breadcrumb trail 'Home >> Notifications from ICEGATE' (also highlighted with a red box). The main content area displays '1 Unread Notifications' and a 'Display Frequency' dropdown menu set to 'Last 60 Days'. Two notification entries are listed under the 'Today' section:

Notification Text	Date
Alert: Dear Applicant, your application for CRO exception with ARN number MEITY1948202502499 request has been approved by the L3 officer on 17-07-2025 and is now awaiting issuance of the certificate. You can track the progress by logging into the SWIFT portal. Thank you. -CBIC	17.07.2025
Alert: Dear Applicant, your application for CRO exception with ARN number MEITY1948202502499 request has been approved by the L3 officer on 17-07-2025 and is now awaiting issuance of the certificate. You can track the progress by logging into the SWIFT portal. Thank you. -CBIC	17.07.2025

The user may get the notifications for various reasons like change in status of application, appointment/grievance status, and NOC/LPCO application notification etc.

7. Unified Dashboard Widgets

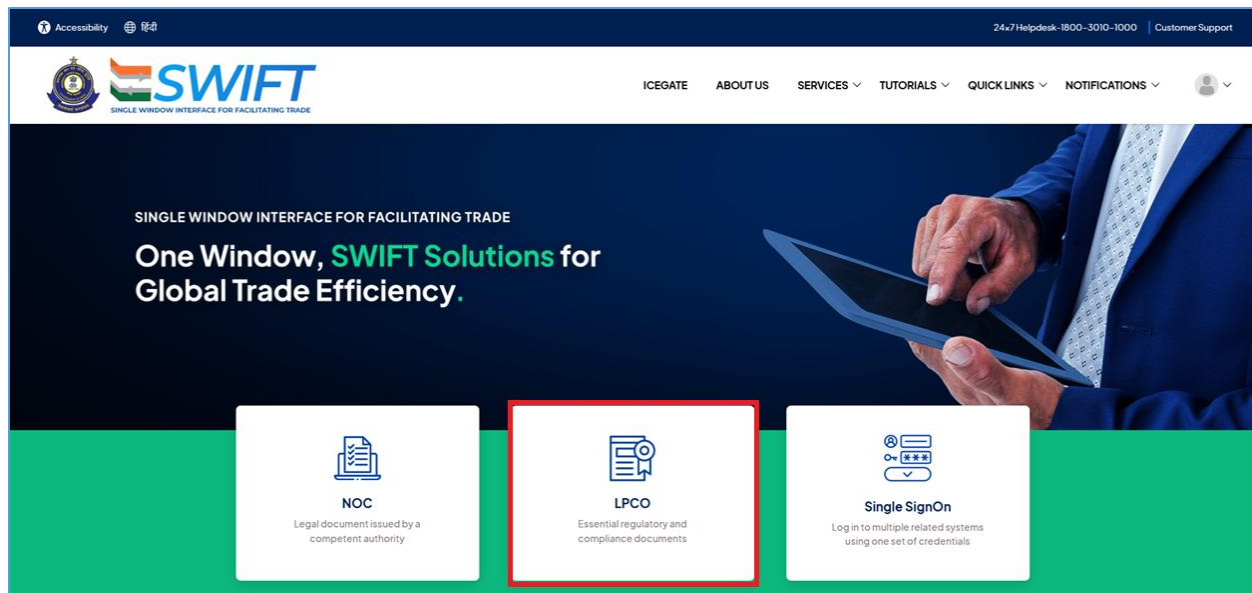
The SWIFT dashboard has three widgets shown below.



1. **NOC (No Objection Certificate)**: The user will be able to see all the BEs, for which NOC is pending, along with their status. The user can also take action to complete the NOC process.
2. **LPCO (License, Permits, Certificates, Other Authorization Documents)**: User will be able to apply for a new LPCO for any PGA by clicking on this and can also view the details and status for LPCOs of multiple agencies which have been applied for by the trade user.
3. **SSO (Single Sign On)**: The user will be able to access the services of the PGA portal by clicking on the PGA for redirection. A list of PGAs will be displayed to the user to select from. Once the user clicks on any PGA, he/she will be redirected to the post-login page of the PGA portal, in case the user is registered at the PGA portal. In case the user is not registered at the PGA portal, the user will land at the Registration page of the PGA portal on clicking the link.

8. LPCO Widget

Upon accessing the LPCO Dashboard, users can select the required PGA from the dropdown to access PGA functionalities. A reference process flow for CBN is shown below.





The LPCO Dashboard provides three navigation tabs:

1. Apply New LPCO
2. LPCO Pending
3. LPCO Completed

Here, the PGA is selected as CBN (CENTRAL BUREAU OF NARCOTICS) to demonstrate the end-to-end process flow for generating the Export Promotion Certificate.

On the LPCO Dashboard, click on the 'Apply New LPCO' tab, select the required PGA as CBN from the 'Select PGA' dropdown menu, and then click the 'Continue' button to proceed.

Accessibility 24x7 Helpdesk-1800-3010-1000 Customer Support

  ICEGATE ABOUT US SERVICES TUTORIALS QUICK LINKS NOTIFICATIONS

LPCO Dashboard

Home >> LPCO Dashboard

Apply New LPCO LPCO Pending LPCO Completed



Select PGA *

CENTRAL BUREAU OF NARCOTICS (CBN)

Continue

On the License Application page, select the required option from Imports, Exports, or Profile and choose the appropriate category to proceed

Accessibility 24x7 Helpdesk-1800-3010-1000 Customer Support

  ICEGATE ABOUT US SERVICES TUTORIALS QUICK LINKS NOTIFICATIONS

License Application

Home >> Select PGA >> CBN Dashboard

License Application

Imports Exports Profile

Select Category

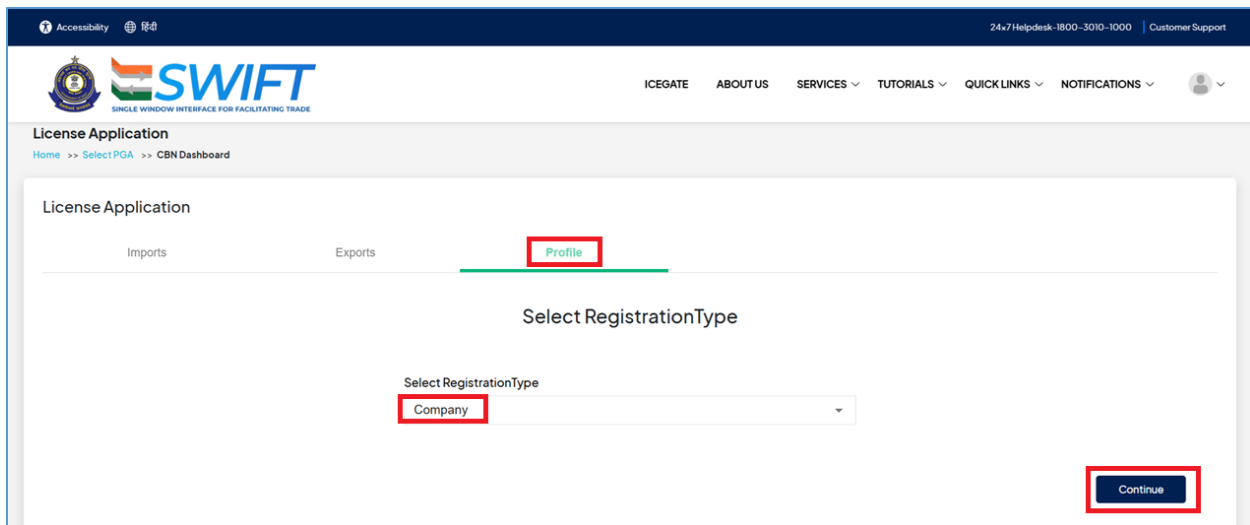
Select Category

Select

Continue

8.1 Profile

Once the registration is completed, the user will go to the Profile section to complete their profile by selecting the 'Company' option from the 'Select Registration' dropdown. The user can apply for Import/Export licenses only after the profile is approved by CBN.



The screenshot shows the 'License Application' page on the SWIFT portal. The 'Profile' tab is selected under the 'License Application' section. Below the tabs, there is a 'Select RegistrationType' dropdown menu with 'Company' selected. A 'Continue' button is visible at the bottom right of the form area.

After clicking the 'Continue' button, the user will be directed to the Company Profile page, where they will fill in the following three details.

1. Basic Profile Details
2. Plant/Facility Details
3. Substance Details

8.1.1 Basic Profile Details

After filling in all the required details in the Basic Profile-Company Category Details, Address Details, Key Managerial Personnel Details, Company Details, Company Turnover & GST Paid Details, and CGST Details sections, the user will click on the 'Save & Next' button to proceed further.

Home >> LPCO Dashboard

Profile for Company

Basic Profile Details **Plant/Facility** Substance Details

Company Category *

Select Company Category

Applicant Type *

Company

Company Name *

Enter Company Name

PAN Holder Name *

Enter PAN Holder Name

Email *

Enter email

Mobile *

Enter Mobile

Previously Registered With CBN *

Yes No

Are You A First Timer With CBN? *

Yes No

1. Address Details Of Registered Office

Address *

Enter Address

Country *

Select

State *

Select State

District *

Select District

City *

Enter City

Pin *

Enter Pin

Telephone *

Enter Telephone

Mobile *

Enter Mobile

2. Address Details Of Corporate Office

Please check incase address is same as that of registered address

Address *

Enter Address

Country *

Select

State *

Select State

District *

Select District

City *

Enter City

Pin *

Enter Pin

Telephone *

Enter Telephone

Mobile *

Enter Mobile

3. Key Managerial Person Details

Note: (You can add here multiple key managerial personal details)

Key Managerial Person *

Select Key Managerial Person

Name *

Enter Name

Telephone No *

Enter Telephone No

Mobile *

Enter Mobile

Email *

Enter email

Primary Authority *

Select Primary Authority

Key Managerial Person PAN Card *

Attach or Drop your files

Upload Document

Add Key Managerial Person

Clear Details

Sr No	Key Managerial Person	Name	Telephone	Mobile No	Email ID	Primary Authority	Document	Action
1	12	Test User	0112919292	9898989898	XYZ@test.com	Yes	2026052200000030	Edit Delete

4. Company Details

Date Of Establishment *

Company Profile *

Attach or Drop your files

Upload Document

PAN No *

PAN Upload *

Attach or Drop your files

Upload Document

Company Incooperation Number *

Company Incooperation Certificate *

Attach or Drop your files

Upload Document

Original Authority Letter (In Company/Firm Letterhead) *

Original Authority Letter (In Company/Firm letterhead) Document *

Attach or Drop your files

Upload Document

GST Registration Number *

Date of Registration *

Upload GST Registration Certificate *

Attach or Drop your files

Upload Document

Nature Of The Applicant Business *

Below Fields Are Non-Mandatory In Case Domestic

Type	Beneficiary Code	Date Of Issue	Attach	Action
IEC *	<input type="text" value="0596063211"/>	<input type="text" value="DD/MM/YYYY"/>	Attach or Drop your files	<input type="button" value="Upload"/>
e-Sanchit *	<input type="text" value="Enter Beneficiary Code"/>	<input type="text" value="DD/MM/YYYY"/>	Attach or Drop your files	<input type="button" value="Upload"/>


5. Company Turnover & GST Paid Details

Note: Add 4 Years Company Turnover and GST Paid Details.

Note: Max size of document for attach is 2MB and file type must be .pdf.

Financial Year	Turnover(in INR)	Turnover Unit	GST Paid(in INR)	GST Paid Unit	Upload Balance Sheet	Action
<input type="text" value="Select Year"/>	<input type="text" value="Enter Turnover"/>	<input type="text" value="Enter Turnover Unit"/>	<input type="text" value="Enter GST Paid"/>	<input type="text" value="Enter GST Paid Unit"/>	Attach or Drop your files	<input type="button" value="+"/>
<input type="text" value="Select Year"/>	<input type="text" value="Enter Turnover"/>	<input type="text" value="Enter Turnover Unit"/>	<input type="text" value="Enter GST Paid"/>	<input type="text" value="Enter GST Paid Unit"/>	Attach or Drop your files	<input type="button" value="+"/> <input type="button" value="-"/>
<input type="text" value="Select Year"/>	<input type="text" value="Enter Turnover"/>	<input type="text" value="Enter Turnover Unit"/>	<input type="text" value="Enter GST Paid"/>	<input type="text" value="Enter GST Paid Unit"/>	Attach or Drop your files	<input type="button" value="+"/> <input type="button" value="-"/>
<input type="text" value="Select Year"/>	<input type="text" value="Enter Turnover"/>	<input type="text" value="Enter Turnover Unit"/>	<input type="text" value="Enter GST Paid"/>	<input type="text" value="Enter GST Paid Unit"/>	Attach or Drop your files	<input type="button" value="+"/> <input type="button" value="-"/>

Accessibility 🌐 🇮🇳 24x7 Helpdesk-1800-3010-1000 Customer Support

 **SWIFT**
SINGLE WINDOW INTERFACE FOR FACILITATING TRADE

ICEGATE ABOUT US SERVICES TUTORIALS QUICK LINKS NOTIFICATIONS 👤

6. CGST Details Of The Corporate/Head Office

Registration Number * Registration Date * Name Of Jurisdictional Commissionerate Of Customs And Central Excise *


Address * Country * State * District *

City * Pin * Name Of Range * Name Of Division *

8.1.2 Plant/Facility Details

In the Plant/Facility section, the user will fill in details such as plant/facility information, address, license requirements, CGST details, and upload the required documents. The user will click on the ‘Save & Next’ button to proceed further.

Accessibility 🌐 🇮🇳 24x7 Helpdesk-1800-3010-1000 Customer Support

 **SWIFT**
SINGLE WINDOW INTERFACE FOR FACILITATING TRADE

ICEGATE ABOUT US SERVICES TUTORIALS QUICK LINKS NOTIFICATIONS 👤

Basic Profile Details **Plant/Facility** Substance Details

Note: You can add here multiple plant details.

Business Of The Plant/Facility * Plant/Facility Name With Location * Drug Type *

Note: Mention Plant/Facility Name With Location

Please check incase address is same as that of registered office

Address * Country * State * District *

City * Pin * Plant Operational Date * Plant Status * Yes No

Is Drug License Required? * Yes No

Note: Drug License Required for Manufacturing License

Accessibility | 24x7 Helpdesk: 1800-3010-1000 | Customer Support

ICEGATE ABOUTUS SERVICES TUTORIALS QUICK LINKS NOTIFICATIONS

Home >> LPCODashboard >> Profile

Profile for Company

Basic Profile Details | **Plant/Facility** | Substance Details

Note: You can add here multiple plant details.

Business Of The Plant/Facility * x

Plant/Facility Name With Location *

Type Of Manufacturing *

- Self
- Loan License
- Contract Manufacturing

Drug Type *

Please check incase address is same as that of registered office

Address * Country * State * District *

City * Pin * Plant Operational Date * Plant Status * Yes No

8. CGST Details Of The Corporate/Head Office

Telephone * Mobile * Email *

Plant Under Special Economical Zone (SEZ) Yes No

Green Card Detail Yes No

100% EOU (Export Oriented Unit) Yes No

GST Registration Number Of Plant/Facility

Upload GST Reistratio Certificate For Plant Certificate/Company Incorporation Certificate *

Entity Type	Plant/Facility	Type of Manufacturing	Operational Date	State	District	Mobile No	Action
No Records Available							

9. Authorized Signatory For CBN

Note: (You can add here multiple authorized signatory for CBN)

Plant/Facility * Authorized Person * Name * Telephone No *

Select Entity Select Entity Enter Name Enter Telephone No

Mobile * Email * Document *

Enter Mobile Enter Email Attach or Drop your files Upload Document

Add Authorized Signatoer for CBN Clear Details

Plant/Facility	Authorized Person	Name	Telephone	Mobile	email	Authorization Letter	Action
No Records Available							

10. Drug Manufacturing License (DML)

Note: (You can add here multiple drug license details)

Plant/Facility * License Category * Drug License Number *

Select Plant/Facility Select License Category Enter Name

Name Of The License * Drug License Document *

Select Name Of The License Attach or Drop your files Upload Document

Product Sr No * Product List No * Product List *

Enter Product Sr No Enter Product List No Attach or Drop your files Upload Document

If Renewal Under Process * Drug License Id Prepectual * Validity From * Validity To *

Yes No Yes No DD/MM/YYYY DD/MM/YYYY


Add License details Clear Details


Plant/Facility	License Category	Drug License No	Validity From	Validity To	Name of License	Renewal	Drug License File	ProductList	Action
No Records Available									

Cancel Back **Save as Draft** Save & Next

8.1.3 Substance Details

In the Substance Details section, the user will enter the required drug and substance information, provide validity details, upload supporting documents, and can add multiple substance details before clicking on 'Submit'.

Accessibility  24x7 Helpdesk-1800-3010-1000 Customer Support

ICEGATE ABOUT US SERVICES TUTORIALS QUICK LINKS NOTIFICATIONS 


Profile for Company


Basic Profile Details **Plant/Facility** Substance Details


Note: You can add here multiple drug details.

Plant/Facility *	Nature Of Plant	Drug Type *	Substance *
<input type="text" value="Select Plant"/>	<input type="text" value="Enter Nature Of Plant"/>	<input type="text" value="Select Drug Type"/>	<input type="text" value="Select Substance"/>
Preparation Type *	Type Of Substance *	Form Of Substance *	Purpose *
<input type="text" value="Select Preparation Type"/>	<input type="text" value="Select Type Of Substance"/>	<input type="text" value="Select Form Of Substance"/>	<input type="text" value="Select Purpose"/>
Issuing Authority *	Validity From *	Validity To *	
<input type="text" value="Enter Issuing Authority"/>	<input type="text" value="DD/MM/YYYY"/>	<input type="text" value="DD/MM/YYYY"/>	

Details Of Import/Export Drug Document *

 [Attach](#) or [Drop your files](#) [Upload Document](#)

Accessibility  24x7 Helpdesk-1800-3010-1000 Customer Support


ICEGATE ABOUT US SERVICES TUTORIALS QUICK LINKS NOTIFICATIONS 

If You Have Any Profile Updation Query Please Mention Here:

Reply To Department With Respect To Query Back Comments:

Title Of Document

Additional Document (Max Size 2MB / File Type .Pdf)

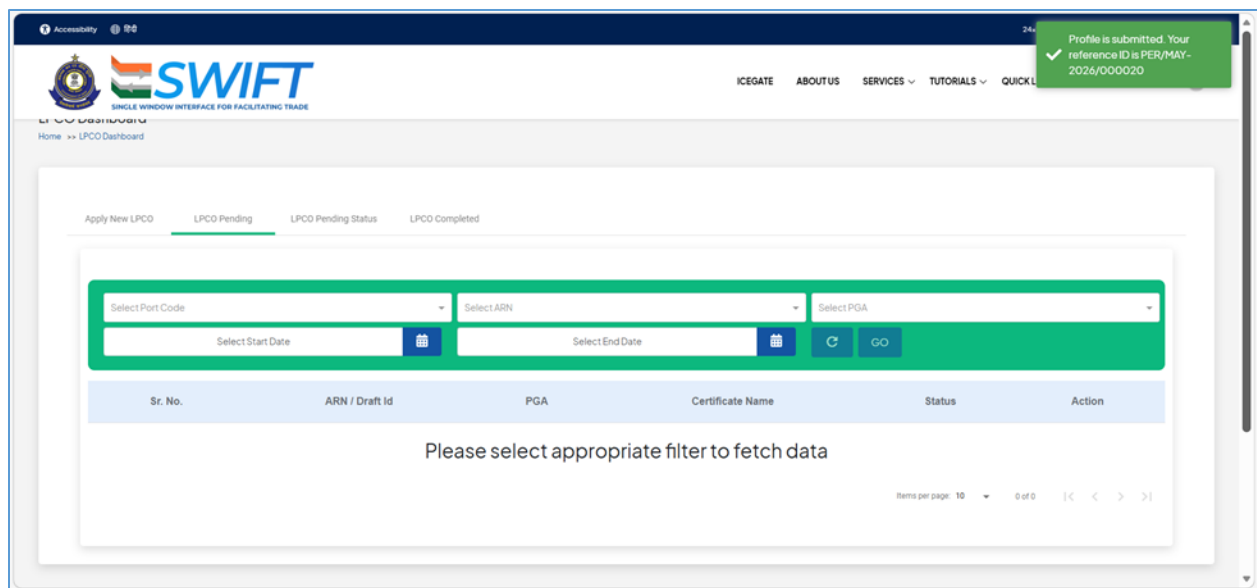
 [Attach](#) or [Drop your files](#) [Upload Document](#)

[Add substance details](#) [Clear Details](#)

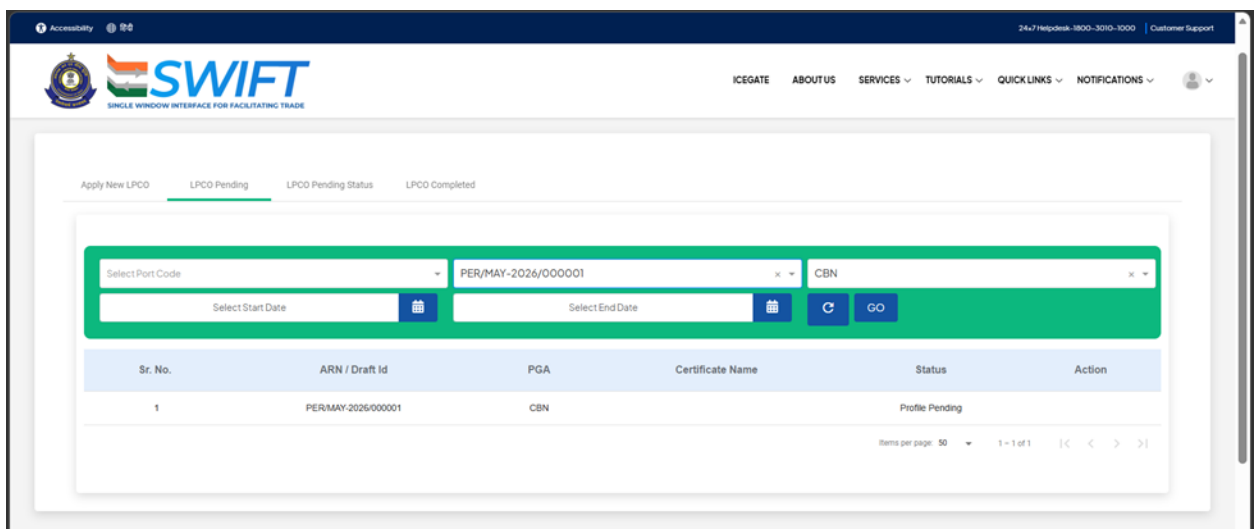
[Cancel](#) [Back](#) [Save as Draft](#) [Submit](#)

8.1.4 Profile Submission

After filling in all the profile sections, the user will click on the 'Submit' button to submit the profile. Upon successful submission, a confirmation message with the reference ID will be displayed on the screen.



After submitting the profile, the user can view the application under the ‘LPCO Pending’ tab, where the status will be displayed as ‘Profile Pending’ along with the reference number.

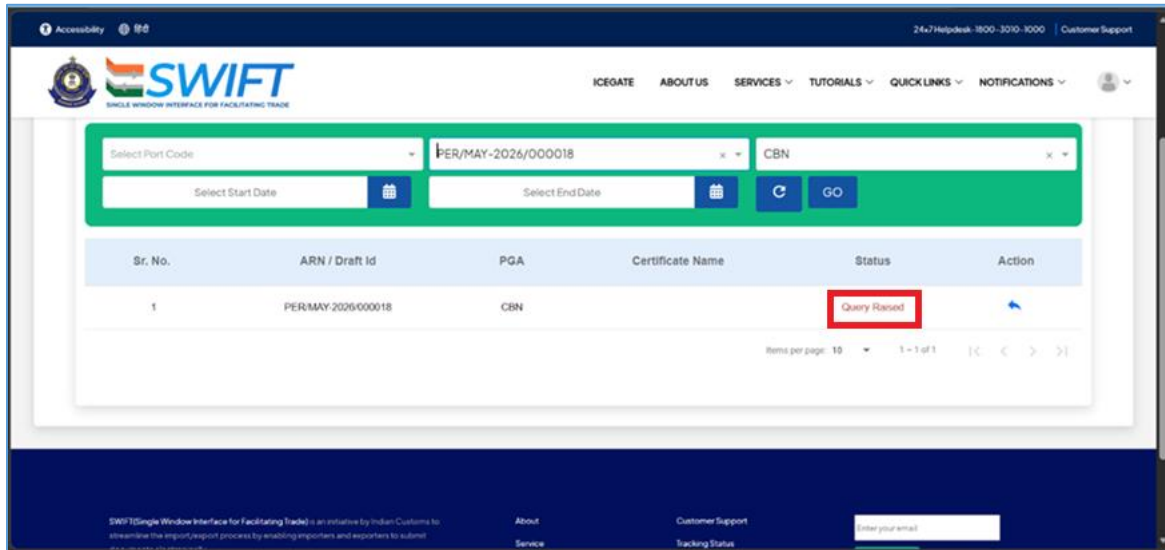


8.1.5 Query Raised and Replied


Before approving the profile, if the Officer raises a query, the application status will be updated to ‘Query Raised’. The user will then be able to click on the ‘Query Reply’ link in the Action column to view and can respond to the query.

Upon clicking this link, a new window will open where the user can:

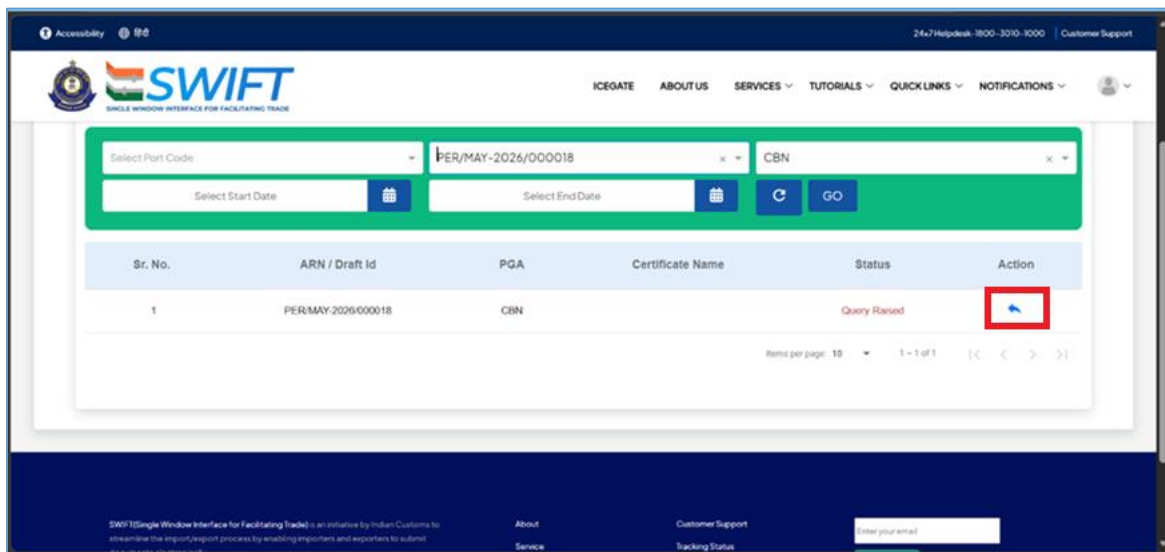
- Read the query raised by the officer,
- Enter their response in the provided text box, and
- Update Profile Data



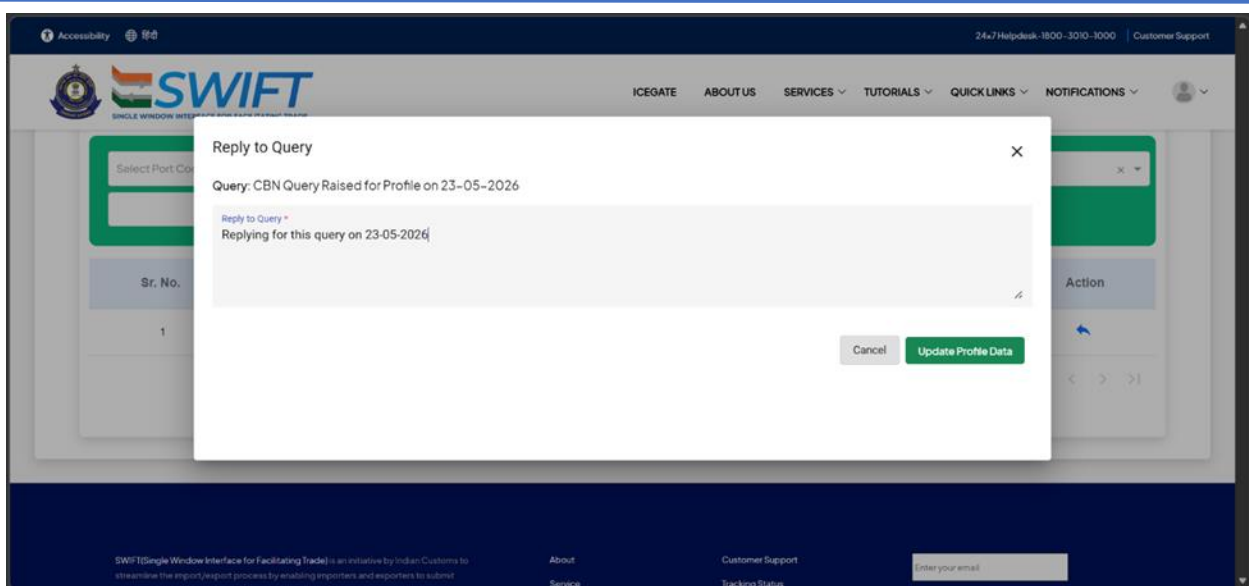
The screenshot shows the SWIFT portal interface. At the top, there is a navigation bar with 'ICEGATE', 'ABOUT US', 'SERVICES', 'TUTORIALS', 'QUICK LINKS', and 'NOTIFICATIONS'. Below this is a search bar with 'PER/MAY-2026/000018' and 'CBN' entered. A table below the search bar displays the following data:

Sr. No.	ARN / Draft Id	PGA	Certificate Name	Status	Action
1	PERMAY-2026/000018	CBN		Query Raised	

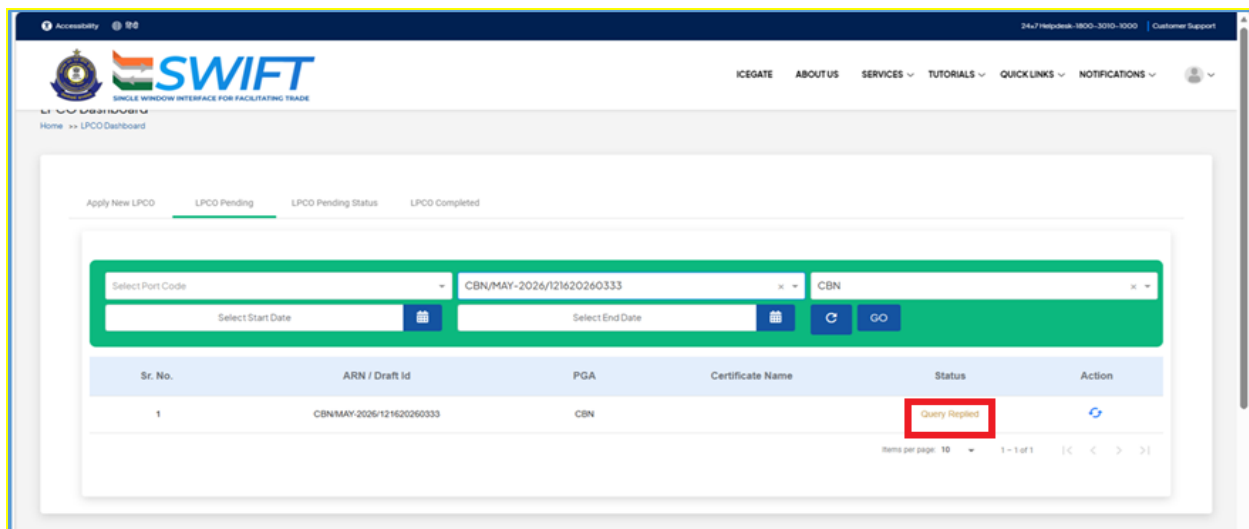
The 'Query Raised' status is highlighted with a red box. The bottom of the page features a footer with 'SWIFT (Single Window Interface for Facilitating Trade) is an initiative by Indian Customs to streamline the import/export process by enabling importers and exporters to submit their applications through a single window.' and a 'Customer Support' section with a text input field.



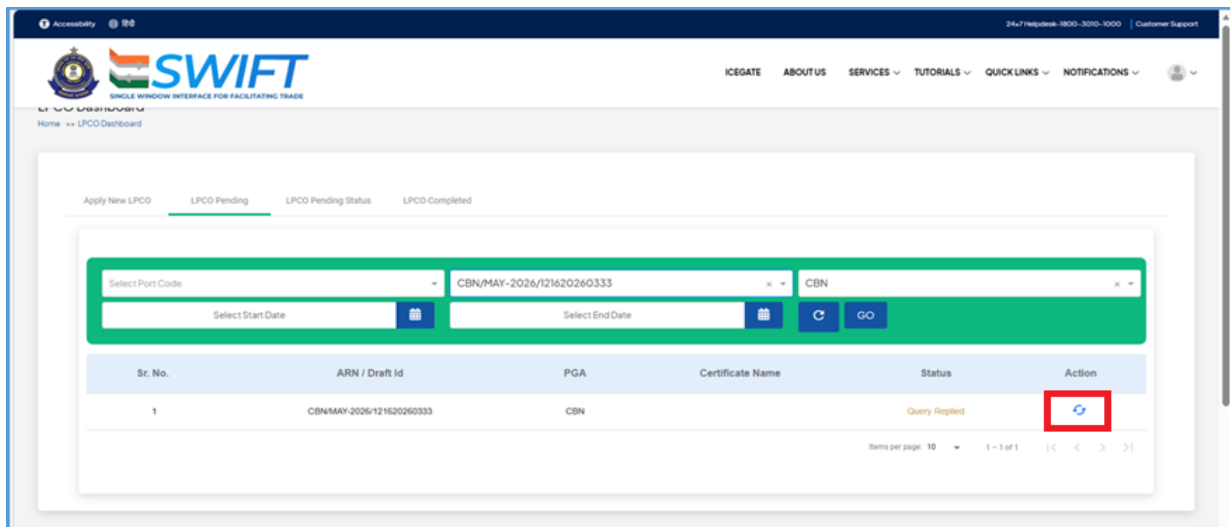
This screenshot is identical to the one above, but the 'Action' column for the first row is highlighted with a red box, showing a blue arrow icon pointing to the right.



- After responding to the query, the application status will be updated to 'Query Replied', and the user can view the updated status under the 'LPCO Pending' tab.



Click on the highlighted icon below to view the query details. Upon clicking, the system will display the query information along with timestamps indicating when the query was raised by the officer and when it was replied to by the user.



Accessibility | 24x7 Helpdesk-1800-3010-1000 | Customer Support


ICEGATE ABOUT US SERVICES TUTORIALS QUICKLINKS NOTIFICATIONS

Home >> LPCO Dashboard

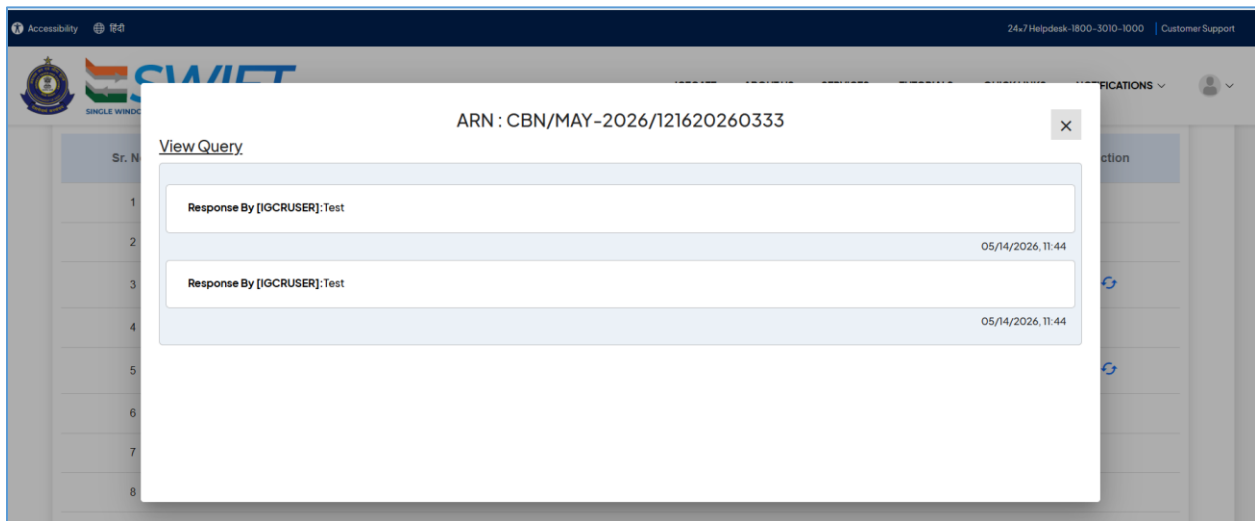
Apply New LPCO | **LPCO Pending** | LPCO Pending Status | LPCO Completed

Select Port Code: CBN/MAY-2026/121620260333 | CBN

Select Start Date | Select End Date | GO

Sr. No.	ARN / Draft Id	PGA	Certificate Name	Status	Action
1	CBN/MAY-2026/121620260333	CBN		Query Replied	

Items per page: 10 | 1 - 1 of 1



Accessibility | 24x7 Helpdesk-1800-3010-1000 | Customer Support

View Query

ARN : CBN/MAY-2026/121620260333

Response By [IGCRUSER]:Test	05/14/2026, 11:44
Response By [IGCRUSER]:Test	05/14/2026, 11:44

8.1.6 Profile Approval

After approval by the authority, the application status will be updated to 'Approved', and the user can view the approved status under the 'LPCO Pending' tab.

Accessibility 24x7 Helpdesk-1800-3010-1000 Customer Support

ICEGATE ABOUT US SERVICES TUTORIALS QUICK LINKS NOTIFICATIONS

Apply New LPCO **LPCO Pending** LPCO Pending Status LPCO Completed

Select Port Code PER/MAY-2026/000022 CBN

Select Start Date Select End Date GO

Sr. No.	ARN / Draft Id	PGA	Certificate Name	Status	Action
1	PER/MAY-2026/000022	CBN		Approved	

Items per page: 100 1 - 1 of 1

8.2 License Application for Importer

Select the Imports tab and choose the applicable category from the dropdown menu to proceed with the license application.

Accessibility 24x7 Helpdesk-1800-3010-1000 Customer Support

ICEGATE ABOUT US SERVICES TUTORIALS QUICK LINKS NOTIFICATIONS

License Application
Home >> Select PGA >> CBN Dashboard

License Application

Imports Exports Profile

Select Category

Select Category

- Narcotic Drugs
- Psychotropic Substances
- Controlled Substance

Continue

8.2.1 Narcotic Drugs

To complete the license application, navigate to the Imports tab, select Narcotic Drugs from the category dropdown, click Continue, and enter all required information step by step, including the upload of supporting documents.

Accessibility 24x7 Helpdesk-1800-3010-1000 Customer Support

ICEGATE ABOUTUS SERVICES TUTORIALS QUICKLINKS NOTIFICATIONS

License Application
Home >> Select PGA >> CBN Dashboard

License Application

Imports Exports Profile

Select Category

Select Category

- Narcotic Drugs
- Psychotropic Substances
- Controlled Substance


Continue

The user will need to provide the following details one by one during the application process.

1. Importer Details
2. Exporter Details
3. Drug Controller & Import License
4. Details of State Excise Permit
5. Substance Details
6. Present Drug Stock
7. Port Details
8. Past License Details
9. Additional Information
10. Supporting Documents

Importer Details:

Accessibility
24x7 Helpdesk-1800-3010-1000
Customer Support



[ICEGATE](#)
[ABOUT US](#)
[SERVICES](#)
[TUTORIALS](#)
[QUICK LINKS](#)
[NOTIFICATIONS](#)

Importer Details

Exporter Details

Drug Controller & Import License

Details of State Excise Permit

Substance Details

Present Drug Stock

Port Details

Past License Details

Additional Information

Supporting Documents


Facility/Plant *

KavyaPlant1

Importer Details

CBN Registration No	Name
PER/FEB-2024/000013	KAVYA PHARMA
Address	Importer Country
Kavya Industrial Area	2065

Accessibility
24x7 Helpdesk-1800-3010-1000
Customer Support



[ICEGATE](#)
[ABOUT US](#)
[SERVICES](#)
[TUTORIALS](#)
[QUICK LINKS](#)
[NOTIFICATIONS](#)

Importer State	Importer District
3	35
Importer City	Importer Pincode
Ahmedabad	380056
Importer Telephone	Importer Fax
+91-9090902020	NA
Import Permit No *	Import Permit Date *
12345	08/04/2026
Quota Allocation Date *	Quota Allocation No *
03/04/2026	3214
Is importer sole selling agent of manufacturer abroad? *	Purpose of Import *
No	Import
	Details of intermediaries in India and Abroad (if any)
	Enter Details Of Intermediaries

On the NOC Details screen, select the address type to be displayed in the NOC (Corporate, Registered, Plant, or Other Address), verify the auto-populated details or enter the required address information, and then click Save & Next to proceed.

GST Number *

NOC Details

Please Select Address which you want to show in NOC *

Corporate Address
 Registered Address
 Plant Address
 Other Address

NOC Importer Name

NOC Address
NOC Country
NOC State

NOC District
NOC City
NOC Pin Code

Accessibility 帮助中心 24x7 Helpdesk-1800-3010-1000 Customer Support

ICEGATE ABOUT US SERVICES TUTORIALS QUICK LINKS NOTIFICATIONS

Please Select Address which you want to show in NOC *

Corporate Address
 Registered Address
 Plant Address
 Other Address

NOC Importer Name

NOC Address
NOC Country
NOC State

NOC District
NOC City
NOC Pin Code

Exporter Details:

Accessibility 帮助中心 24x7 Helpdesk-1800-3010-1000 Customer Support

ICEGATE ABOUT US SERVICES TUTORIALS QUICK LINKS NOTIFICATIONS

Import Narcotic Drug

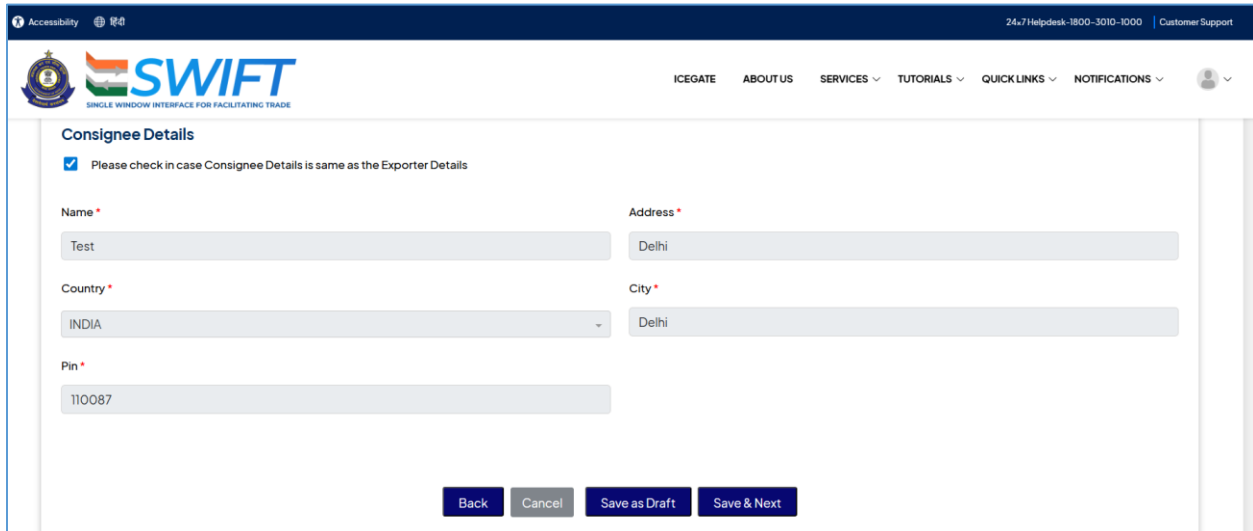
Exporter Details:

Exporter Name *
Address *

Exporter Country *
Exporter City *

Pincode *

On the Consignee Details screen, select the checkbox if the consignee details are the same as the exporter's details, otherwise enter the required consignee information and click Save & Next to continue.




The screenshot shows the 'Consignee Details' form in the ICEGATE portal. At the top, there is a navigation bar with the ICEGATE and SWIFT logos, and a menu with options like 'ICEGATE', 'ABOUT US', 'SERVICES', 'TUTORIALS', 'QUICK LINKS', and 'NOTIFICATIONS'. Below the navigation bar, the form is titled 'Consignee Details' and includes a checkbox labeled 'Please check in case Consignee Details is same as the Exporter Details', which is currently checked. The form contains several input fields: 'Name' (with 'Test' entered), 'Address' (with 'Delhi' entered), 'Country' (with 'INDIA' selected in a dropdown), 'City' (with 'Delhi' entered), and 'Pin' (with '110087' entered). At the bottom of the form, there are four buttons: 'Back', 'Cancel', 'Save as Draft', and 'Save & Next'.

Drug Controller & Import License:

On the Drug Controller & Import License screen, review the displayed entity and address details, verify the listed drug license information issued by the competent authority, and then click Save & Next to proceed to the next section of the application.

Accessibility
24/7 Helpdesk-1800-3010-1000 | Customer Support



[ICEGATE](#)
[ABOUT US](#)
[SERVICES](#)
[TUTORIALS](#)
[QUICK LINKS](#)
[NOTIFICATIONS](#)

Home >> Select PGA >> CDN Dashboard >> Import Narcotic Drug

Import Narcotic Drug

Importer Details
Exporter Details
Drug Controller & Import License
Details of State Excise Permit
Substance Details
Present Drug Stock
Port Details
Past License Details

Additional Information
Supporting Documents

Drug Controller Details

Entity Type

Address

Drug License Details


Drug License	Drug License No.	Issuing Authority	Validity From	Validity To
Form 26	435	NIA	01-04-2025	01-04-2030
CT 09	435	NIA	01-04-2025	01-04-2030

Details of Drug License Issued by the State Drug Controller/FDA:

Application Category	Drug Type	License Type	Substance	License No.	Issuing Authority	Date of Issue	Validity Up To	Total Qty(As per License)	Total Qty(As per Imported)	Balance
IMPORT	NARCOTIC DRUGS	Import License	DET	SWINDICT-17/2025/0000...	Zonal FDA	2025-11-28	2026-11-27	90.920000000 kg	0.000000000 kg	90.92
IMPORT	NARCOTIC DRUGS	DGFT License	DET	IMP/N/2025/481	UK COMPETENT AUTHO...	2025-02-24	2025-11-15	5529600000.000000000 cap...	0.000000000 capsule	5529

Back
Cancel
Save as Draft
Save & Next

SWIFT(Single Window Interface for Facilitating Trade) is an initiative by Indian Customs to streamline the import/export process by enabling importers and exporters to submit documents electronically.



About
Service
List of PGA's
Tutorials

Customer Support
Tracking Status
Terms & Conditions
Privacy Policy

© Copyright 2024 All Rights Reserved

Details of State Excise Permit:

On the Details of State Excise Permit screen, enter the permit number, issuing authority details, permit date and validity, and manufacturing unit name, then click Save & Next to continue with the application.

Accessibility 24x7 Helpdesk-1800-3010-1000 Customer Support

ICEGATE ABOUT US SERVICES TUTORIALS QUICK LINKS NOTIFICATIONS

Importer Details Exporter Details Drug Controller & Import License **Details of State Excise Permit** Substance Details Present Drug Stock Port Details

Past License Details Additional Information Supporting Documents

Details of State Excise Permit(In Case of Narcotics drug):

Permit Number * 12345 Issuing Authority Name * Test Issuing Authority Address * Address

Date * 02/04/2026 Validity * 26/04/2026 Manufacturing Unit Name * Test

Back Cancel Save as Draft Save & Next

Substance Details:

On the Substance Details screen, select the substance name and corresponding license number, review the substance details displayed in the pop-up window, enter the required information accurately, and click Save & Next to proceed

Accessibility 24x7 Helpdesk-1800-3010-1000 Customer Support

ICEGATE ABOUT US SERVICES TUTORIALS QUICK LINKS NOTIFICATIONS

Import Narcotic Drug

Importer Details Exporter Details Drug Controller & Import License Details of State Excise Permit **Substance Details** Present Drug Stock Port Details

Past License Details Additional Information Supporting Documents

Note : If you are not able to view substance in dropdown please select your respective plant from tab "Drug Controller & Import License"

Note : The applicant shall be the sole responsible for correctness of the HSN Code,CAS NO. and GSTIN. Hence, the applicant shall double check and shall ensure their correctness before submission of application.

Substance Name * Potassium permanganate Manage License No. * 523/CR/AP/1000/B/R IN FORM 25

Import Narcotic Drug

Substance Name: Potassium permanganate

CAS No.: Enter CAS No.

No. Of Packages(a): Enter No. of Packages

Description: Enter Description

No. of secondary packages: Enter No. of Packages

Select Pack Type: Select Unit: Enter Weight/Volume: Select Unit: Enter Capacity: Select Unit: +

Filter

Substance Name	Type of Substance	Form of Substance	Preparation Type	Formulation/Generic Brand Name	Strength	Unit	Per Unit Metric	Per Unit	Specific Gravity
Potassium permanganate		Base	Bulk Quantity	wvwewdfdsfd	1	kg	mg	1	

Items per page: 8 1-2 of 2

Cancel OK

Import Narcotic Drug

Importer Details Exporter Details Drug Controller & Import License Details of State Excise Permit Substance Details Present Drug Stock Port Details Past License Details

Additional Information Supporting Documents

Note: If you are not able to view substance in dropdown please select your respective plant from tab "Drug Controller & Import License"

Note: The applicant shall be the sole responsible for correctness of the HSN Code, CAS NO. and GSTIN. Hence, the applicant shall double check and shall ensure their correctness before submission of application.

Substance Name: Potassium permanganate Manage License No.: 523/CR/AP/1000/B/R IN FORM 25

CAS No.: 21 IDS/HS No.: 21

No. Of Packages(a): 33 Pack Type (Secondary): Cartons

Description: wvwewdfdsfd

No. of secondary packages	Secondary package type unit	Weight volume per pack (l)	Pack size unit	Capacity per TQ metric	Capacity Unit	Action
1000	Cartons	100	Kg	21	kg	+

Total quantity(TQ): 1000000 Total quantity(TQ) metric unit: Kg

Net quantity: 2100000 Net quantity unit: kg



Name of active ingredient: Potassium permanganate % of active ingredient: Enter percentage

Net weight of active ingredient: 2100000 Unit of net weight: kg

Add Cancel

Substance	Description	No. of packages	Total	Weight/Volume	Net Quantity	Active Ingredients	Net weight of active ingredient	Action
No Records Available								


On clicking the *Add* button, the entered substance details will be added to the table below, where the user can review the information and can edit or delete the record if required

Substance	Description	No. of packages	Total	Weight/Volume	Net Quantity	Active Ingredients	Net weight of active ingredient	Action
Potassium permanganate	wrwwrwwdsfdtd	33 Cartons	100000 Kg	1 kg / 1	2100000 kg	N/A	2100000 kg	 

If the quantity required is more than the quality notified as small quantity of drug vide S. O. 1055(E), dated 19th October, 2001, then jurisdiction declaring mode of usage is to be submitted.

Present Drug Stock

On the Present Drug Stock screen, the user will select the substance name, enter the quantity, primary package type, and date, click Add to include the details in the table below, and can review or modify the recorded information before proceeding.



24x7 Helpdesk: 1800-3010-1000 | [Customer Support](#)

Home >> Select PGA >> CBN Dashboard >> Import Narcotic Drug

Import Narcotic Drug

Importer Details
Exporter Details
Drug Controller & Import License
Details of State Excise Permit
Substance Details
Present Drug Stock
Port Details
Past License Details

Additional Information
Supporting Documents



Note : If you are not able to view substance in dropdown please select your respective plant from tab "Drug Controller & Import License"

Substance Name *

Quantity *

Primary Package type *

Date *

Substance	Quantity	Primary package type	Date	Action
DET	12345	Kg	2026-06-02	 

SWIFT (Single Window Interface for Facilitating Trade) is an initiative by Indian Customs to streamline the import/export process by enabling importers and exporters to submit documents electronically.

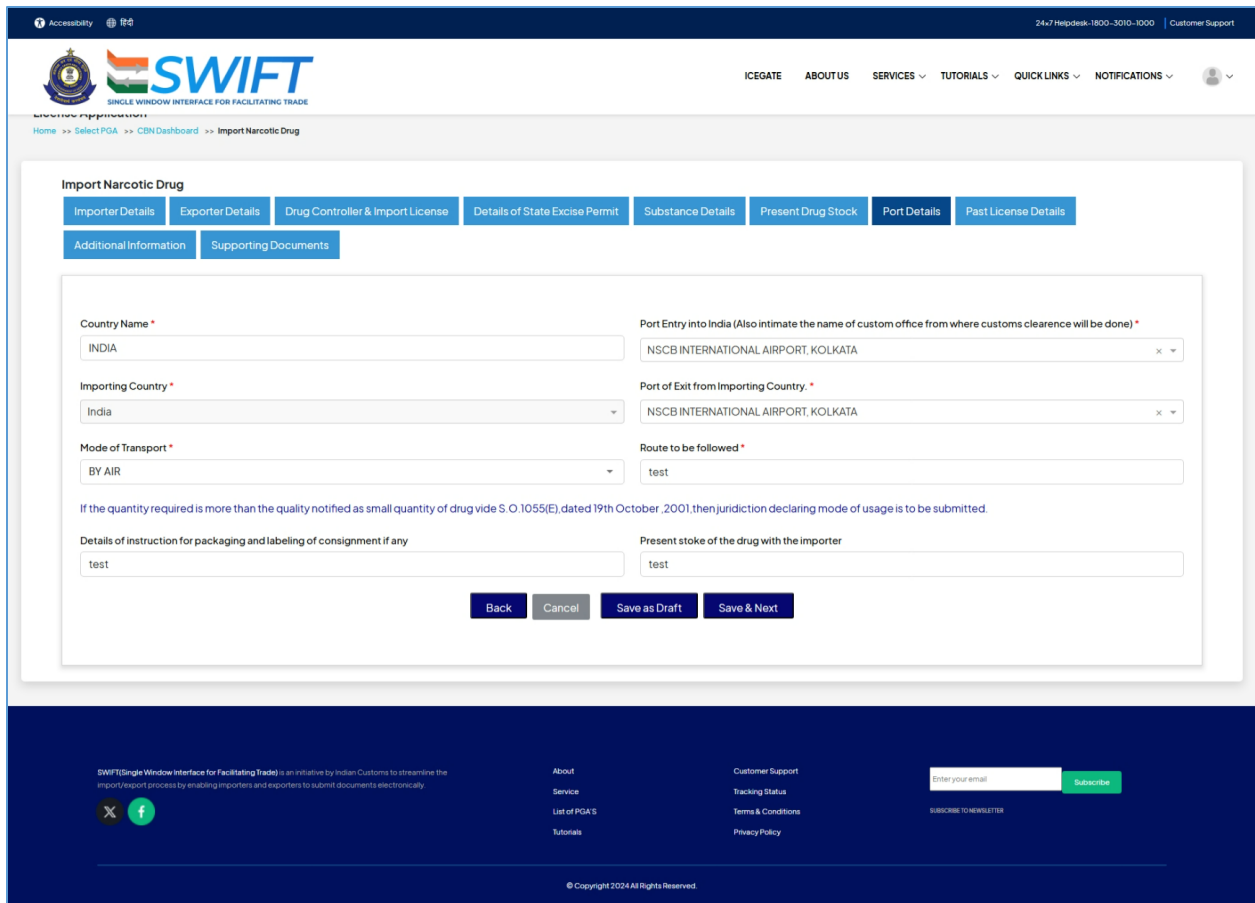
About
Service
List of PGA's
Tutorials

Customer Support
Tracking Status
Terms & Conditions
Privacy Policy

© Copyright 2024 All Rights Reserved.

Port Details:

On the Port Details screen, the user will enter the country name, exporting country, port of entry and exit, mode of transport, route to be followed, packaging and labeling instructions, and present stock details, and can review the information before clicking Save & Next to proceed.




The screenshot shows the 'Import Narcotic Drug' form with the following fields and values:


- Country Name ***: INDIA
- Port Entry into India (Also intimate the name of custom office from where customs clearance will be done) ***: NSCB INTERNATIONAL AIRPORT, KOLKATA
- Importing Country ***: India
- Port of Exit from Importing Country ***: NSCB INTERNATIONAL AIRPORT, KOLKATA
- Mode of Transport ***: BY AIR
- Route to be followed ***: test
- Details of instruction for packaging and labeling of consignment if any**: test
- Present stock of the drug with the importer**: test


Buttons at the bottom: Back, Cancel, Save as Draft, Save & Next.

Past License Details:

On the Port Details screen, the user will enter the country name, exporting country, port of entry and exit, mode of transport, route to be followed, packaging and labeling instructions, and present stock details, and can review the information before clicking Save & Next to proceed.

Accessibility |  | 24x7 Helpdesk-1800-3010-1000 | Customer Support

 **SWIFT** | SINGLE WINDOW INTERFACE FOR FACILITATING TRADE

ICEGATE | ABOUT US | SERVICES | TUTORIALS | QUICK LINKS | NOTIFICATIONS | 

Importer Details | Exporter Details | **Drug Controller & Import License** | Details of State Excise Permit | Substance Details | Present Drug Stock | Port Details | Past License Details


Additional Information | Supporting Documents

License Type *
 Export Authorization for export of Psychotropic Substance

License No. *
 123456

Date of Issue *
 2026-04-02

Validity Up To *
 2026-04-08

License Attachment (max size 1.5MB / file type .pdf) *
 Attach  08augSignedSigned1.pdf



Add Cancel

Add More Document

License No.	License Type	Date of Issue	Validity Up To	Action
No Records Available				

After clicking the Add button, the entered details will be displayed in the table below

Add Cancel

License No.	License Type	Date of Issue	Validity Up To	Action
12345	1	2026-06-02	2026-06-02	 

Back Cancel Save as Draft Save & Next

Additional Information

On the Purchase Order Details screen, the user will enter the PO number, PO date, invoice number, invoice date, and PO validity, and can review the information before clicking Save & Next to proceed.

Accessibility 24x7 Helpdesk-1800-3010-1000 Customer Support

ICEGATE ABOUT US SERVICES TUTORIALS QUICK LINKS NOTIFICATIONS

Home >> Select PGA >> CBN Dashboard >> Import Narcotic Drug

Import Narcotic Drug

Importer Details Exporter Details Drug Controller & Import License Details of State Excise Permit Substance Details

Present Drug Stock Port Details Details of Fee For Import Certificate Payment Past License Details Additional Information

Supporting Documents

Purchase Order Details

PO Number	PO Date	Invoice Number
<input type="text" value="564764"/>	<input type="text" value="11/11/2025"/>	<input type="text" value="756578"/>
Invoice Date	PO Validity	
<input type="text" value="12/11/2025"/>	<input type="text" value="26/11/2025"/>	

Supporting Documents

On the Supporting Documents screen, the user will select the document type, attach the required PDF file, add remarks as necessary, and can review or manage the uploaded documents before clicking Final Submit to complete the license application.

Import Narcotic Drug

- Importer Details
 - Exporter Details
 - Drug Controller & Import License
 - Details of State Excise Permit
 - Substance Details
 - Present Drug Stock
 - Port Details
 - Past License Details
- Additional Information
 - Supporting Documents

Document Type *
PAN Card

Select Document (max size 1.5MB / file type .pdf)
[Attach](#) 08augSignedSigned21.pdf

Add **Cancel**

Document Type	Document Title	Document	Action
PAN Card	08augSignedSigned21.pdf	08augSignedSigned21.pdf	

Back **Cancel** **Save As Draft** **Final Submit**

SWIFT(Single Window Interface for Facilitating Trade) is an initiative by Indian Customs to streamline the import/export process by enabling importers and exporters to submit documents electronically.



About
Service
List of PGA's
Tutorials

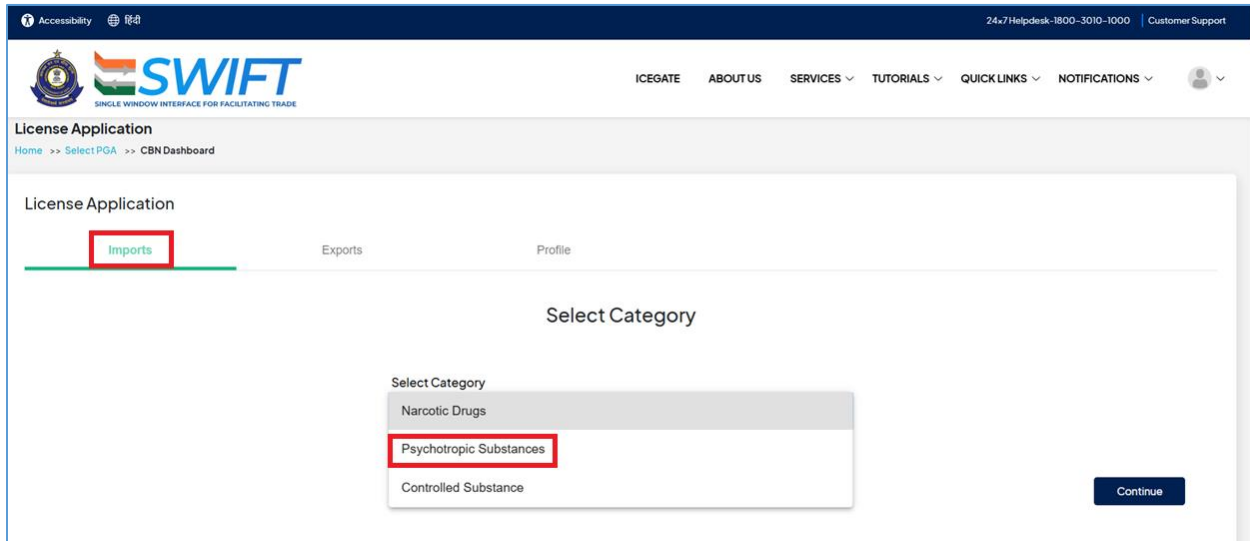
Customer Support
Tracking Status
Terms & Conditions
Privacy Policy

Enter your email **Subscribe**

SUBSCRIBE TO NEWSLETTER

8.2.2 Psychotropic Substance

On the License Application page, the user will select the Imports tab, choose Psychotropic Substances from the category dropdown, and can click Continue to proceed with the application.



The screenshot shows the SWIFT License Application interface. At the top, there are navigation links for ICEGATE, ABOUT US, SERVICES, TUTORIALS, QUICKLINKS, and NOTIFICATIONS. The main heading is 'License Application' with a breadcrumb trail: Home >> Select PGA >> CBN Dashboard. Below this, there are three tabs: 'Imports' (highlighted with a red box), 'Exports', and 'Profile'. The 'Imports' tab is active, and a 'Select Category' dropdown menu is open, showing three options: 'Narcotic Drugs', 'Psychotropic Substances' (highlighted with a red box), and 'Controlled Substance'. A 'Continue' button is visible at the bottom right of the dropdown menu.


The user will need to provide the following details one by one during the application process.

1. Importer Details
2. Exporter Details
3. Drug Controller & Import License
4. Present Drug Stock
5. Substance Details
6. Port Details
7. Past License Details
8. Additional Information
9. Supporting Documents

Importer Details:

On the Import Psychotropic Substances screen, the user will select the facility/plant, review and verify the auto-populated importer and select the address type to be displayed in the NOC (Corporate, Registered, Plant, or Other Address), verify the auto-populated details or enter the required address information, and then click Save & Next to proceed.

Accessibility
24x7 Helpdesk-1800-3010-1000
Customer Support



[ICEGATE](#)

[ABOUT US](#)
[SERVICES](#)
[TUTORIALS](#)
[QUICK LINKS](#)
[NOTIFICATIONS](#)

License Application

[Home](#) >> [Select PGA](#) >> [CBN Dashboard](#) >> [Import Psychotropic Substances](#)

Import Psychotropic Substances

Importer Details
Exporter Details
Drug Controller & Import License
Present Drug Stock
Substance Details
Port Details

Payment
Past License Details
Additional Information
Supporting Documents

Facility/Plant *

Planeq

Importer Details

CBN Registration No	Name
PER/JUN-2023/000009	PATEL PRANAV VASANTBHAI
Address	Importer Country
3434	2065
Importer State	Importer District
3	35
Importer City	Importer Pincode
Ahmedabd	434343
Importer Telephone	Importer Fax
999999999	NA
Purpose of Import *	Is importer sole selling agent of manufacturer abroad?
Export	NO
Details of intermediaries in India and Abroad (if any) *	
GFH	

NOC Details

Please Select Address which you want to show in NOC *

Corporate Address
 Registered Address
 Plant Address
 Other Address

NOC Importer Name

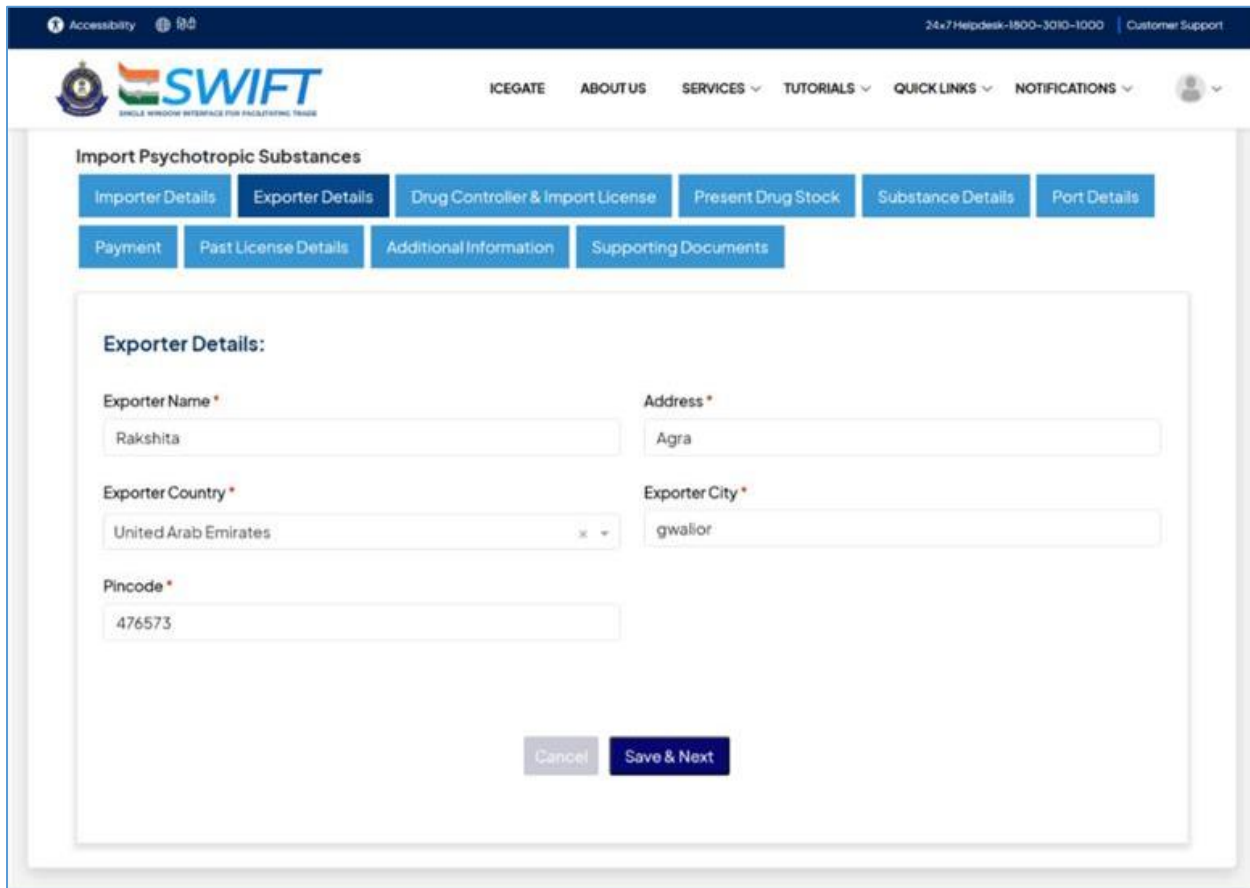
PATEL PRANAV VASANTBHAI

NOC Address	NOC Country	NOC State
E-9, Street No-10, Ram Colony	INDIA	Chandigarh
NOC District	NOC City	NOC Pin Code
Chandigarh	Chandigarh	545544

Cancel
Save & Next

Exporter Details:

On the Exporter Details screen, the user will enter the exporter name, address, country, city, and pin code, and can review the entered information before clicking Save & Next to proceed.



The screenshot displays the ICEGATE SWIFT portal interface. At the top, there is a navigation bar with the ICEGATE and SWIFT logos, and a menu with options: ICEGATE, ABOUT US, SERVICES, TUTORIALS, QUICK LINKS, and NOTIFICATIONS. Below the navigation bar, the main content area is titled 'Import Psychotropic Substances' and contains several tabs: Importer Details, Exporter Details (selected), Drug Controller & Import License, Present Drug Stock, Substance Details, Port Details, Payment, Past License Details, Additional Information, and Supporting Documents. The 'Exporter Details' form is visible, with the following fields and values:


Field	Value
Exporter Name *	Rakshita
Address *	Agra
Exporter Country *	United Arab Emirates
Exporter City *	gwalior
Pincode *	476573

At the bottom of the form, there are two buttons: 'Cancel' and 'Save & Next'.

Drug Controller and Import License:

On the Drug Controller & Import License screen, the user will review the displayed drug controller details, drug license information, and license attachments issued by the competent authority, and can click Save & Next to proceed with the application.

Accessibility
24/7 Helpdesk-1800-3010-1000
Customer Support



[ICEGATE](#)
[ABOUT US](#)
[SERVICES](#)
[TUTORIALS](#)
[QUICK LINKS](#)
[NOTIFICATIONS](#)

[Home](#) >> [Select PGA](#) >> [CDN Dashboard](#) >> [Import Psychotropic Substances](#)

Import Psychotropic Substances

Importer Details
Exporter Details
Drug Controller & Import License
Present Drug Stock
Substance Details
Port Details
Past License Details
Additional Information
Supporting Documents

Drug Controller Details

Entity Type Address

Manufacturer

Plant Name

Drug License Details

Drug License	Drug License No.	Issuing Authority	Validity From	Validity To
Form 26	435	N/A	01-04-2025	01-04-2030

Details of Drug License Issued by the State Drug Controller/FDA:

Application Category	Drug Type	License Type	Substance	License No.	Issuing Authority	Date of Issue	Validity Up To	Total Qty(As per License)	Total Qty(As per Imported)	Balance
IMPORT	PSYCHOTROPIC SUBS...	DGFT License	DET	IMP/N/2025/481	UK COMPETENT AUTHO...	2025-02-24	2025-11-15	5529600000.0000000000 cap...	0.0000000000 capsule	5529600
IMPORT	PSYCHOTROPIC SUBS...	DGFT License	DMT	IMP/N/2025/481	UK COMPETENT AUTHO...	2025-02-24	2025-11-15	5529600000.0000000000 cap...	0.0000000000 capsule	5529600

Back
Cancel
Save as Draft
Save & Next

SWIFT(Single Window Interface for Facilitating Trade) is an initiative by Indian Customs to streamline the import/export process by enabling importers and exporters to submit documents electronically.

[X](#) [f](#)

About

Service

List of PGA S

Tutorials

Customer Support

Tracking Status

Terms & Conditions

Privacy Policy

Subscribe


SUBSCRIBE TO NEWSLETTER

© Copyright 2024 All Rights Reserved.

Present Drug Stock:

On the Substance Details screen, the user will select the substance name, enter the quantity, primary package type, and date, click Add to include the details in the table below, and can review the added information before clicking Save & Next to proceed

Accessibility
24x7 Helpdesk-1800-3010-1000 | Customer Support



[ICEGATE](#)
[ABOUT US](#)
[SERVICES](#)
[TUTORIALS](#)
[QUICK LINKS](#)
[NOTIFICATIONS](#)

[Home](#) >> [Select PGA](#) >> [CDN Dashboard](#) >> [Import Psychotropic Substances](#)

Import Psychotropic Substances

Importer Details
Exporter Details
Drug Controller & Import License
Present Drug Stock
Substance Details
Port Details
Past License Details
Additional Information
Supporting Documents

Note : If you are not able to view substance in dropdown please select your respective plant from tab "Drug Controller & Import License"

Substance Name *

Quantity *

Primary Package type *

Date *

Add
Cancel

Substance	Quantity	Primary package type	Date	Action
DMT	12345	Numbers	2026-06-02	✎ 🗑

Back
Cancel
Save as Draft
Save & Next

SWIFT(Single Window Interface for Facilitating Trade) is an initiative by Indian Customs to streamline the import/export process by enabling importers and exporters to submit documents electronically.

About
Service
List of PGA's
Tutorials

Customer Support
Tracking Status
Terms & Conditions
Privacy Policy

Subscribe

[SUBSCRIBE TO NEWSLETTER](#)

© Copyright 2024 All Rights Reserved.

Substance Details

The user will enter the psychotropic substance details, such as license information, packaging, quantity, and active ingredient data and can add, review, and save the substance record before proceeding to the next step of the import license application.

License Application

Home >> Select PGA >> CBN Dashboard >> Import Psychotropic Substances

Import Psychotropic Substances

- Importer Details
 - Exporter Details
 - Drug Controller & Import License
 - Present Drug Stock
 - Substance Details
 - Port Details
- Payment
 - Past License Details
 - Additional Information
 - Supporting Documents

Note : If you are not able to view substance in dropdown please select your respective plant from tab "Drug Controller & Import License"

Substance Name * Potassium permanganate	Manage License No. * 307 IN FORM 908
Salt Name * Sodium	
CAS No. * 7722-64-7	IDS/HS No. * 74-13-23
CAS No. * 67-190327-09	IDS/HS No. * 8911980
No. Of Packages(a) * 34	Pack Type (Secondary) * Shippers
Description * teset	

No. of secondary packages	Secondary package type unit	Weight volume per pack (b)	Pack size unit	Capacity per TQ metric	Capacity Unit	Action
7	Tins	8	Injection	3	gm	+

Total quantity(TQ) * 56	Total quantity(TQ) metric unit * Injection
Net quantity * 0	Net quantity unit * kg
Name of active ingredient * Potassium permanganate	% of active ingredient * 80
Net weight of active ingredient * 0	Unit of net weight * kg

Add
Cancel

Substance	Description	No. of packages	Total	Weight/Volume	Net Quantity	Active Ingredients	Net weight of active ingredient	Action
-----------	-------------	-----------------	-------	---------------	--------------	--------------------	---------------------------------	--------

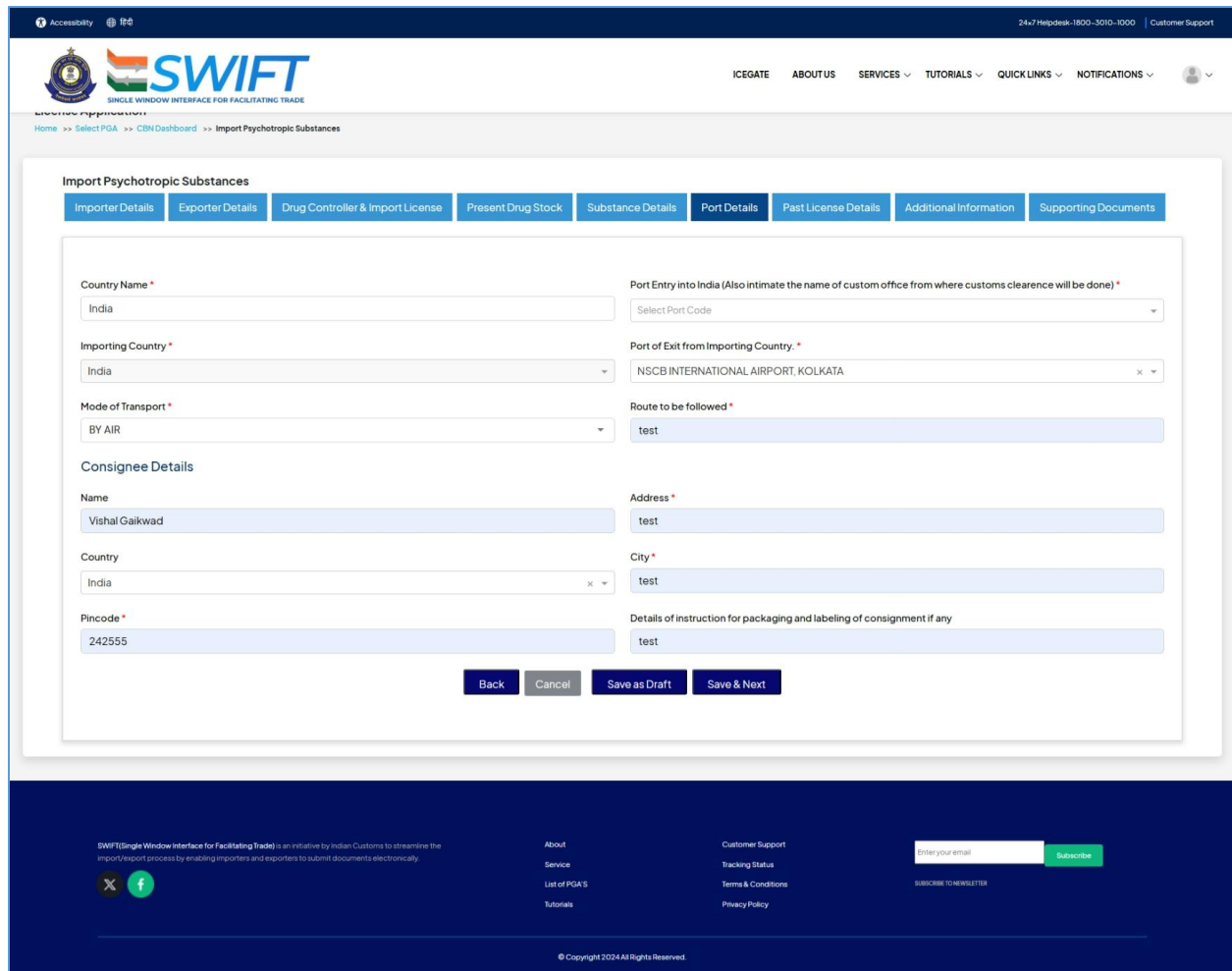
No Records Available

If the quantity required is more than the quality notified as small quantity of drug vide S.O. 1055(E), dated 19th October, 2001, then jurisdiction declaring mode of usage is to be submitted.

Cancel
Save & Next

Port Details:

On the Port Details screen, the user will enter the country name, exporting country, port of entry into India, port of exit from the exporting country, mode of transport, route to be followed, consignee details, and packaging and labeling instructions, and can review the information before clicking Save & Next to proceed.



The screenshot shows the 'Port Details' tab within the 'Import Psychotropic Substances' workflow. The form contains the following fields:


- Country Name ***: India
- Port Entry into India (Also intimate the name of custom office from where customs clearance will be done) ***: Select Port Code
- Importing Country ***: India
- Port of Exit from Importing Country. ***: NSCB INTERNATIONAL AIRPORT, KOLKATA
- Mode of Transport ***: BY AIR
- Route to be followed ***: test
- Consignee Details**:
 - Name**: Vishal Gaikwad
 - Address ***: test
 - Country**: India
 - City ***: test
 - Pincode ***: 242555
 - Details of instruction for packaging and labeling of consignment if any**: test

At the bottom of the form are buttons for **Back**, **Cancel**, **Save as Draft**, and **Save & Next**.

Past License Details:

On the Past License Details screen, the user will select the license type, enter the license number, date of issue, validity period, issuer details, attach the license document, and can add the details to the list before clicking Save & Next to proceed

Accessibility
24x7 Helpdesk-1800-3010-1000
Customer Support



[ICEGATE](#)
[ABOUT US](#)
[SERVICES](#)
[TUTORIALS](#)
[QUICK LINKS](#)
[NOTIFICATIONS](#)

Home >> Select PGA >> CDN Dashboard >> Import Psychotropic Substances

Import Psychotropic Substances

Importer Details
Exporter Details
Drug Controller & Import License
Present Drug Stock
Substance Details
Port Details
Past License Details
Additional Information
Supporting Documents

License Type *

License No. *

Date of Issue *

Validity Up To *

License Attachment (max size 1.5MB / file type .pdf) *

[Attach](#) or Drop your files

Issue Name *

Issue Address *

Add
Cancel

License No.	License Type	Date of Issue	Validity Up To	Action
123456	2	2026-06-02	2026-06-02	✎ 🗑

Back
Cancel
Save as Draft
Save & Next

SWIFT (Single Window Interface for Facilitating Trade) is an initiative by Indian Customs to streamline the import/export process by enabling importers and exporters to submit documents electronically.

[X](#) [f](#)

About
Service
List of PGA'S
Tutorials

Customer Support
Tracking Status
Terms & Conditions
Privacy Policy

Enter your email


Subscribe

SUBSCRIBE TO NEWSLETTER

Additional Information:

On the Additional Information – Purchase Order Details screen, the user will enter the PO number, PO date, invoice number, invoice date, PO validity, and remarks, and can review the information before clicking Save & Next to proceed.

Accessibility 99 24x7 Helpline: 1800-3010-1000 Customer Support

 ICEGATE ABOUTUS SERVICES TUTORIALS QUICK LINKS NOTIFICATIONS

Home >> Select POA >> CBN Dashboard >> Import Psychotropic Substances

Import Psychotropic Substances

Importer Details Exporter Details Drug Controller & Import License Present Drug Stock Substance Details Port Details Past License Details Additional Information Supporting Documents

Purchase Order Details

PO Number	PO Date	Invoice Number
<input type="text" value="3455346"/>	<input type="text" value="01/04/2026"/>	<input type="text" value="343435"/>
Invoice Date	PO Validity	
<input type="text" value="02/04/2026"/>	<input type="text" value="08/04/2026"/>	

Enter Remarks: *

Supporting Documents:

On the Supporting Documents screen, the user will select the document type, attach the required PDF file, click Add to upload the document to the list, and can review or remove uploaded documents before clicking Final Submit to complete the application.

Accessibility 24x7 Helpdesk-1800-3010-1000 Customer Support

ICEGATE ABOUT US SERVICES TUTORIALS QUICK LINKS NOTIFICATIONS

Home >> Select PGA >> CBN Dashboard >> Import Psychotropic Substances

Import Psychotropic Substances

Importer Details Exporter Details Drug Controller & Import License Present Drug Stock Substance Details Port Details Past License Details Additional Information Supporting Documents

Document Type * Import License

Select Document (max size 1.5MB / file type pdf)

Attach 08augSignedSigned21.pdf

Add Cancel

Document Type	Document Title	Document	Action
Import License	08augSignedSigned21.pdf	08augSignedSigned21.pdf	

Back Cancel Save As Draft Final Submit

SWIFT (Single Window Interface for Facilitating Trade) is an initiative by Indian Customs to streamline the import/export process by enabling importers and exporters to submit documents electronically.

About Service List of PGA S Tutorials Customer Support Tracking Status Terms & Conditions Privacy Policy

Enter your email Subscribe

SUBSCRIBE TO NEWSLETTER

© Copyright 2024 All Rights Reserved.

8.2.3 Controlled Substance

On the License Application page, the user will select the Imports tab, choose Controlled Substance from the dropdown category, and can click Continue to proceed with the license application.

Accessibility 24x7 Helpdesk-1800-3010-1000 Customer Support

ICEGATE ABOUT US SERVICES TUTORIALS QUICK LINKS NOTIFICATIONS

License Application

Home >> Select PGA >> CBN Dashboard

License Application

Imports Exports Profile

Select Category

Select Category

- Narcotic Drugs
- Psychotropic Substances
- Controlled Substance

Continue


The user will need to provide the following details one by one during the application process.

1. Importer Details
2. Exporter Details
3. Drug Controller Recommendation
4. Port Details
5. Substance Details
6. Additional Information
7. Supporting Documents
8. Background Information

Importer Details:

On the Import Controlled Substance – Importer Details screen, the user will select the facility/plant, review the auto-populated importer and NOC details including issuing authority information, update the address to be shown on the NOC if required, and can click Save & Next to proceed to the next section of the application.

Accessibility
24x7 Helpdesk-1800-3010-1000
Customer Support



[ICEGATE](#)
[ABOUT US](#)
[SERVICES](#)
[TUTORIALS](#)
[QUICK LINKS](#)
[NOTIFICATIONS](#)

Home >> Select PSA >> CBN Dashboard >> Import Controlled Substance

Import Controlled Substance

Importer Details
Exporter Details
Drug Controller Recommendation
Port Details
Substance Details
Additional Information
Supporting Documents
Background Information

Facility/Plant *

Importer Details

CBN Registration No	Name	
<input type="text" value="PER/FEB-2024/000013"/>	<input type="text" value="KAVYA PHARMA"/>	
Address	Importer Country	
<input type="text" value="Kavya Industrial Area"/>	<input type="text" value="2065"/>	
Importer State	Importer District	
<input type="text" value="3"/>	<input type="text" value="35"/>	
Importer City	Importer Pincode	
<input type="text" value="Ahmedabad"/>	<input type="text" value="380056"/>	
Importer Telephone	Importer Fax	
<input type="text" value="+91-9090902020"/>	<input type="text" value="NA"/>	
Issuing Authority Name *	Issuing Authority Address *	GST Number
<input type="text" value="Harish"/>	<input type="text" value="Blue Valley Area"/>	<input type="text" value="24AAACG8372Q1Z2"/>

NOC Details

Please Select Address which you want to show in NOC *

Corporate Address
 Registered Address
 Plant Address
 Other Address

NOC Importer Name

NOC Address	NOC Country	NOC State
<input type="text" value="Plot 22, Blue Valley"/>	<input type="text" value="INDIA"/>	<input type="text" value="Chandigarh"/>
NOC District	NOC City	NOC Pin Code
<input type="text" value="Chandigarh"/>	<input type="text" value="Ahmedabad"/>	<input type="text" value="380054"/>

Exporter Details:

On the Import Controlled Substance page, the user will navigate to the Exporter Details tab to enter and review exporter, consignee, agent, and issuing authority information, and then click Save & Next to proceed with the application.

Import Controlled Substance

Importer Details Exporter Details Drug Controller Recommendation Port Details Substance Details Additional Information Supporting Documents Background Information

Dispatch Details:

Expected Date Of Dispatch

04/04/2026

Remarks

NOT ANY

Exporter Details:

Exporter Name *

TANYA

Address *

3434

Exporter Country *

INDIA

Exporter City *

Ahmedabd

Pincode *

434343

Consignee Details
 Please check in case Consignee Details is same as the Exporter Details

Name *

TANYA

Address *

3434

Country *

INDIA

City *

Ahmedabd

Pin *

434343

Operator/Agent Details:

Agent Name *

GAURI

Agent Address *

3434

Country *

United Arab Emirates

City *

Ahmedabd

Pin *

765321

Issuing Authority Details(CBN):

Issuing Authority Name

Narcotics Commissioner of India, Central Bureau of Narcotics, Ministry of Finance

Issuing Authority Address

19, The Mall, Morar, Gwalior-474006 Madhaya Pradesh, INDIA

Telephone No.

91-751-2368121 and 22368996/2368997

Fax

91-751-2368111/2368577

Email

narcom@sancharnet.in, narcomm@cbin.nic.in

Back

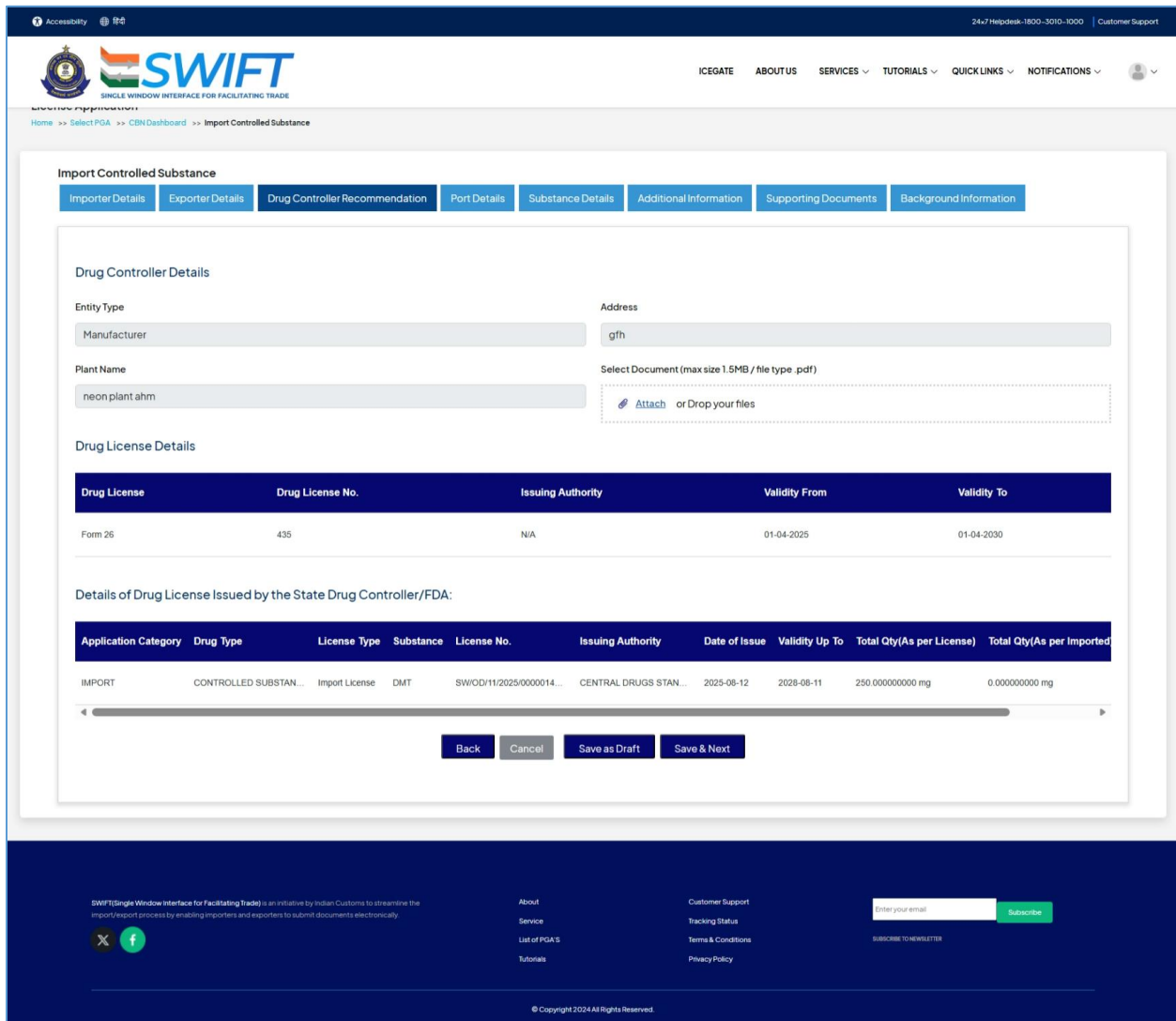
Cancel

Save as Draft

Save & Next

Drug Controller Recommendation:

On the Import Controlled Substance page, the user will select the Drug Controller Recommendation tab to view manufacturer details, upload the required signed document, review drug license information, and click Save & Next to proceed with the application.



The screenshot displays the 'Import Controlled Substance' page with the 'Drug Controller Recommendation' tab selected. The page includes a header with the SWIFT logo and navigation links. The main content area is divided into sections for 'Drug Controller Details', 'Drug License Details', and 'Details of Drug License Issued by the State Drug Controller/FDA'.

Drug Controller Details

Entity Type: Address:
 Plant Name: Select Document (max size 1.5MB / file type: pdf):

Drug License Details

Drug License	Drug License No.	Issuing Authority	Validity From	Validity To
Form 26	435	NIA	01-04-2025	01-04-2030

Details of Drug License Issued by the State Drug Controller/FDA:


Application Category	Drug Type	License Type	Substance	License No.	Issuing Authority	Date of Issue	Validity Up To	Total Qty(As per License)	Total Qty(As per imported)
IMPORT	CONTROLLED SUBSTAN...	Import License	DMT	SWODI11/2025/0000014...	CENTRAL DRUGS STAN...	2025-08-12	2028-08-11	250.0000000000 mg	0.0000000000 mg

Buttons: Back, Cancel, Save as Draft, Save & Next

Port Details:

On the Import Controlled Substance page, the user will navigate to the Port Details tab to specify the country, exporting country, mode of transport, port of entry into India, port of exit, and route details, and then click Save & Next to continue with the application.

Accessibility 24/7 Helpdesk-1800-3010-1000 Customer Support

 ICEGATE ABOUTUS SERVICES TUTORIALS QUICK LINKS NOTIFICATIONS

Home >> Select PGA >> CEN Dashboard >> Import Controlled Substance

Import Controlled Substance

Importer Details Exporter Details Drug Controller Recommendation Port Details Substance Details Additional Information Supporting Documents Background Information

Country Name * India Port Entry into India (Also intimate the name of custom office from where customs clearance will be done) * Select Port Code

Importing Country * India Port of Exit from Importing Country * Select Port Code

Mode of Transport * Select Route to be followed * Enter Route to Be Followed

Back Cancel Save as Draft Save & Next

SWIFT (Single Window Interface for Facilitating Trade) is an initiative by Indian Customs to streamline the import/export process by enabling importers and exporters to submit documents electronically.

About Service List of PGAs Tutorials Customer Support Tracking Status Terms & Conditions Privacy Policy

Enter your email

SUBSCRIBE TO NEWSLETTER

© Copyright 2024 All Rights Reserved.

Substance Details:

On the Import Controlled Substance page, the user will navigate to the Substance Details tab to enter packaging and substance information such as CAS number, quantity, strength, and active ingredients. Click the Add button to add the substance details to the summary table; review the added record, and then click Save & Next to proceed with the application.

Import Controlled Substance

 Importer Details Exporter Details Drug Controller Recommendation Port Details **Substance Details** Additional Information Supporting Documents Background Information

No. Of Primary Packages(a) *	Pack Type (Primary) *
<input type="text" value="Enter No. of Packages"/>	<input type="text" value="Select Pack Type"/>

Note : If you are not able to view substance in dropdown please select your respective plant from tab "Drug Controller & Import License"

Note :The applicant shall be the sole responsible for correctness of the HSN Code, CAS NO. and GSTIN. Hence, the applicant shall double check and shall ensure their correctness before submission of application.

Substance Name *	Manage License No. *
<input type="text" value="Select Substance Name"/>	<input type="text" value="Select License Number"/>
CAS No. *	IDS/HS No. *
<input type="text" value="Enter CAS No"/>	<input type="text" value="Enter IDS/HS No"/>
No. Of Packages(a) *	Pack Type (Secondary) *
<input type="text" value="Enter No. of Packages"/>	<input type="text" value="Select Pack Type"/>
Description *	
<input type="text" value="Enter Description"/>	

No. of secondary packages	Secondary package type unit	Weight volume per pack (b)	Pack size unit	Capacity per TQ metric	Capacity Unit	Action
<input type="text" value="Enter No. of Packages"/>	<input type="text" value="Select Pack Type"/>	<input type="text" value="Enter Weight/Volume"/>	<input type="text" value="Select Unit"/>	<input type="text" value="Enter Capacity"/>	<input type="text" value="Select Unit"/>	<input type="button" value="Add"/>

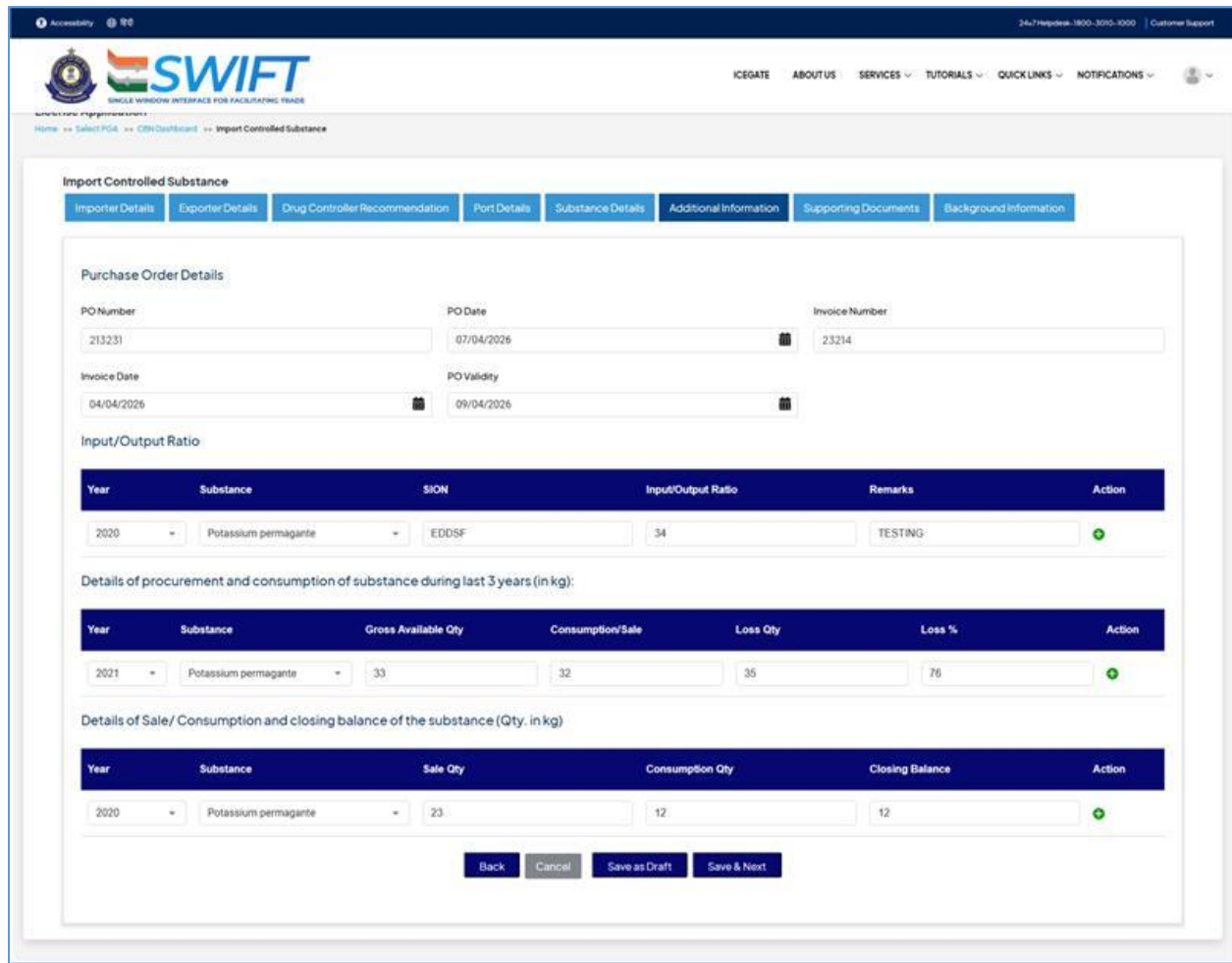
Total quantity(TQ) *	Total quantity(TQ) metric unit *
<input type="text" value="Enter quantity"/>	<input type="text" value="Enter quantity"/>
Strength *	Unit *
<input type="text" value="Enter strength"/>	<input type="text" value="Enter strength unit"/>
Per Unit *	Per Unit Metric *
<input type="text" value="Enter formulation"/>	<input type="text" value="Enter formulation"/>
Net quantity *	Net quantity unit *
<input type="text"/>	<input type="text"/>
Name of active ingredient *	% of active ingredient *
<input type="text" value="Enter name of ingredient"/>	<input type="text" value="Enter percentage"/>
Net weight of active ingredient *	Unit of net weight *
<input type="text"/>	<input type="text"/>

Substance	Description	No. of packages	Total	Weight/Volume	Net Quantity	Active Ingredients	Net weight of active ingredient	Action
Pseudoephedrine	Tramadol	23 Cartons	24 Syringes	1 mg / 1	0 kg	88	0 kg	<input type="button" value="Edit"/>

If the quantity required is more than the quality notified as small quantity of drug vide S. O. 1055(E), dated 19th October, 2001, then jurisdiction declaring mode of usage is to be submitted.

Controlled Substance:

On the Import Controlled Substance page, the user will navigate to the Additional Information tab to enter purchase order, invoice, and input/output ratio details; use the Add button to record year-wise consumption, loss, and closing balance information; review the added entries; and then click Save & Next to proceed with the application.



Import Controlled Substance

[Importer Details](#) | [Exporter Details](#) | [Drug Controller Recommendation](#) | [Port Details](#) | [Substance Details](#) | **[Additional Information](#)** | [Supporting Documents](#) | [Background Information](#)

Purchase Order Details

PO Number: PO Date: Invoice Number:
 Invoice Date: PO Validity:

Input/Output Ratio

Year	Substance	SION	Input/Output Ratio	Remarks	Action
2020	Potassium permanganate	EDDSF	34	TESTING	+

Details of procurement and consumption of substance during last 3 years (in kg):

Year	Substance	Gross Available Qty	Consumption/Sale	Loss Qty	Loss %	Action
2021	Potassium permanganate	33	32	35	76	+

Details of Sale/ Consumption and closing balance of the substance (Qty. in kg)


Year	Substance	Sale Qty	Consumption Qty	Closing Balance	Action
2020	Potassium permanganate	23	12	12	+

[Back](#) | [Cancel](#) | [Save as Draft](#) | [Save & Next](#)

Supporting Documents:

On the Import Controlled Substance page, the user will navigate to the Supporting Documents tab to select the document type, upload the required PDF file, click the Add button to attach the document to the application, review the uploaded records, and then click Save & Next to proceed further.

Accessibility
24x7 helpline: 1800-3010-1000
Customer Support



[ICEGATE](#)
[ABOUT US](#)
[SERVICES](#)
[TUTORIALS](#)
[QUICK LINKS](#)
[NOTIFICATIONS](#)

Home >> Select PGA >> CBN Dashboard >> Import Controlled Substance

Import Controlled Substance

Importer Details
Exporter Details
Drug Controller Recommendation
Port Details
Substance Details
Additional Information
Supporting Documents
Background Information

Document Type *

Covering Letter

Select Document (max size 1.5MB / file type .pdf)

+
Attach
08augSignedSigned21.pdf

Add
Cancel

Document Type	Document Title	Document	Action
Covering Letter	08augSignedSigned21.pdf	08augSignedSigned21.pdf	-

Back
Cancel
Save As Draft
Save & Next

SWIFT (Single Window Interface for Facilitating Trade) is an initiative by Indian Customs to streamline the import/export process by enabling importers and exporters to submit documents electronically.

About

Service

List of PGAs

Tutorials

Customer Support

Tracking Status

Terms & Conditions

Privacy Policy


Subscribe

© Copyright 2024 All Rights Reserved.

Background Information:

On the Import Controlled Substance page, the user will navigate to the Background Information tab to provide detailed justification for import, usage, procurement history, handling, end use, supporting declarations, upload the required documents, enter remarks if any, and click Final Submit to complete the application.

Accessibility
24x7 Helpdesk - 1800-3010-1000
Customer Support



[ICEGATE](#)
[ABOUT US](#)
[SERVICES](#)
[TUTORIALS](#)
[QUICK LINKS](#)
[NOTIFICATIONS](#)

Home >> Select PCA >> CBN Dashboard >> Import Controlled Substance

Import Controlled Substance

Importer Details
Exporter Details
Drug Controller Recommendation
Port Details
Substance Details
Additional Information
Supporting Documents
Background Information

1) Is the import for the purpose of export/resale in India? If Yes, please provide details * Yes No

2) Has your company imported these chemical(s) previously? If Yes, please provide references, dates and cost of import consignment wise for last 3 exports * Yes No

3) Purpose of importation of the chemical. Are you a manufacturer or trader, please indicate. * Others

If trader, to whom the consignment will ultimately go. Name and address of the ultimate user, sale price and purpose of purchase by him. *

If manufacturer, how much finished product will be obtained from imported chemical (input output ratio)? What is the selling price of finished product *

To what use will the chemicals be put? *

4) Was the order made directly or through a broker? If through broker, please provide name and address and quantum of consideration paid to him * Yes No

5) What is the means of payment for the transaction? *

6) Furnish the details of total quantity of chemical(s) procured and consumed/resold/ processing loss (if any) for the last three years *

Furnish Document (max size 1.5MB / file type .pdf) *

or Drop your files

7) Has specific license for the proposed import been obtained from the Drug Controller Authorities of State/Country? As evidence please attach original copies of license of Drug Controller and other relevant documentation. * Yes No

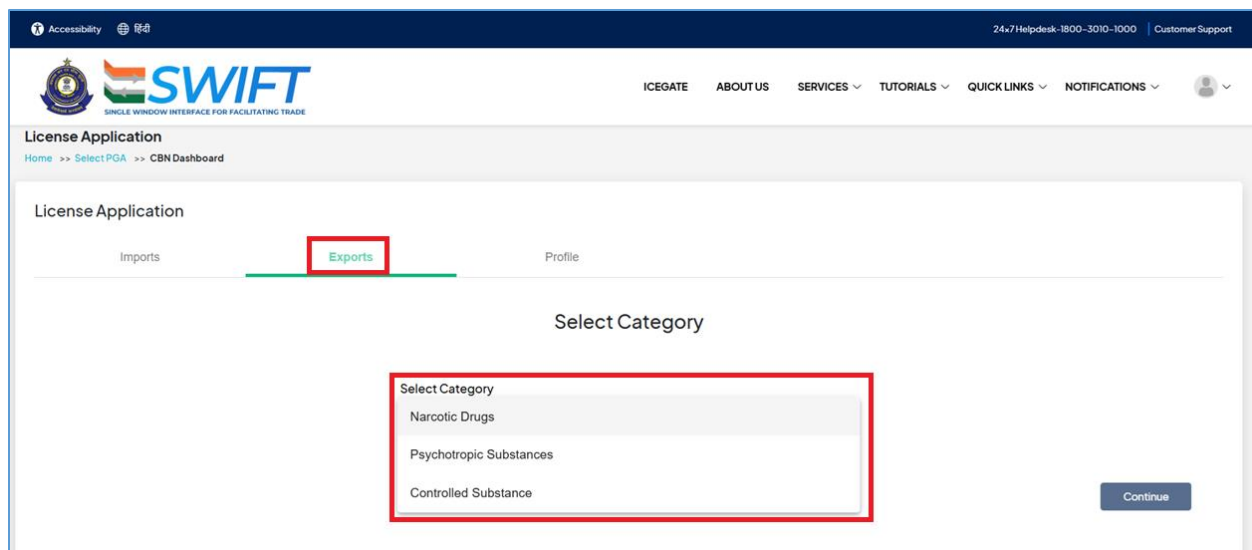
I confirm to the best of my belief all the information provided in this application is true

Enter Remarks: *

Back
Cancel
Save As Draft
Final Submit

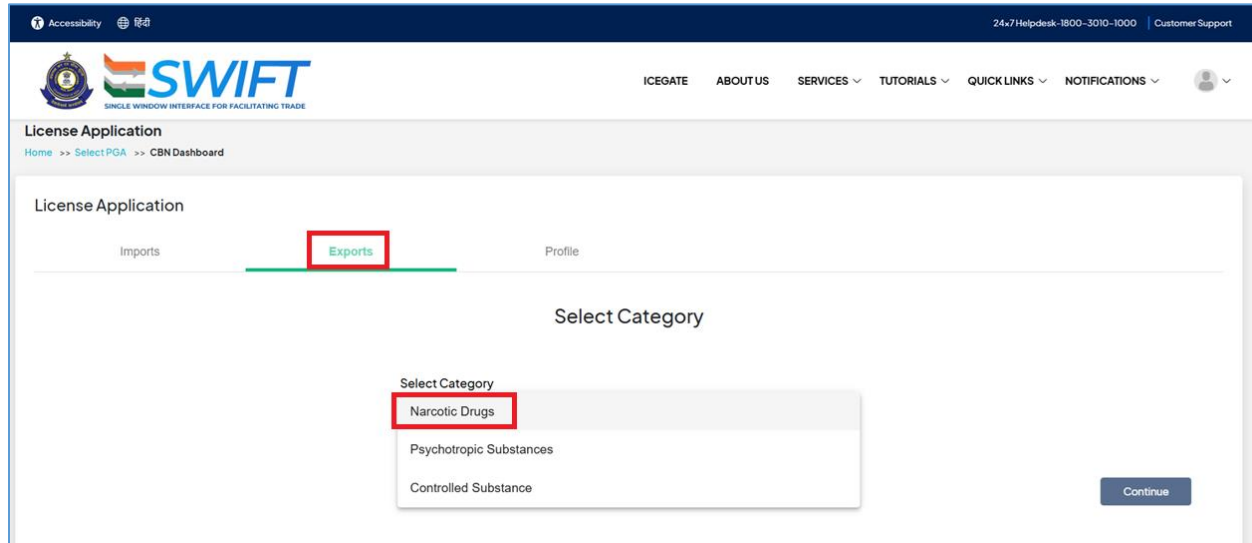
8.3 License Application for Exporter

The user will select the appropriate certificate and can apply for Narcotic Drugs, Psychotropic Substances, or Controlled Substance by choosing the required category from the dropdown menu.



8.3.1 Narcotic Drugs

To complete the license application, navigate to the Exports tab, select Narcotic Drugs from the category dropdown menu, click Continue, and then enter all the required information step by step, including uploading the necessary supporting documents.



Export Drug/Narcotic Drug Details

The user will enter the exporter's details and can save the draft or proceed to the next step by providing all the required information and uploading the necessary documents.

Export Narcotic Drug

- Export Drug/Narcotic Drug
- Importer Details
- Drug Controller & Import License
- Port Details
- Details of State Excise Permit
- Past License Details
- Substance Details
- Additional Information

Supporting Documents

Facility/Plant * If You want to import Old Year Quota. Please Click On The Check box. *

KavyaPlant1

Exporter Details

CBN Registration No	Name
PER/FEB-2024/000013	KAVYA PHARMA
Address	Exporter Country
Kavya Industrial Area	2065
Exporter State	Exporter District
3	35
Exporter City	Exporter Pincode
Ahmedabad	380056
Exporter Telephone	Exporter Fax
+91-9090902020	NA

Details of last export authorization/import license/NOC/Quota allotment issued by CBN

Last License Number * Date *

GST Number *

NOC Details

Please Select Address which you want to show in NOC *

Corporate Address Registered Address Plant Address Other Address

demo imports.nocExporterName

NOC Address	NOC Country	NOC State
<input type="text" value="Enter Address"/>	<input type="text"/>	<input type="text"/>
NOC District	NOC City	NOC Pin Code
<input type="text"/>	<input type="text" value="Enter City"/>	<input type="text" value="Enter Pin Code"/>

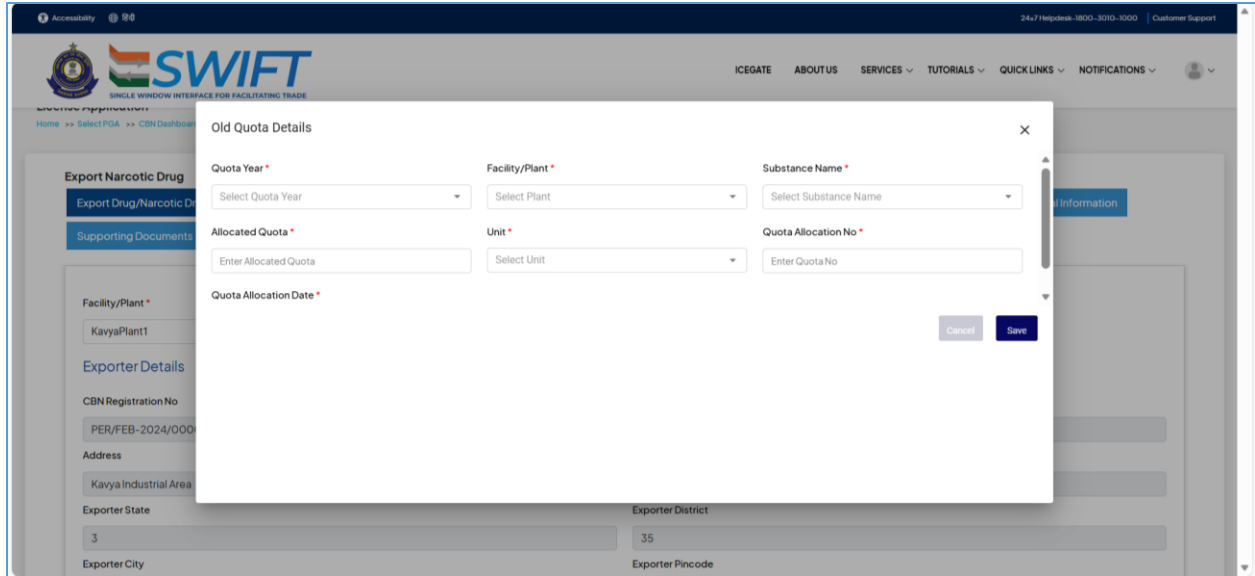
SWIFT (Single Window Interface for Facilitating Trade) is an initiative by Indian Customs to streamline the import/export process by enabling importers and exporters to submit documents electronically.



About
Service
List of PGA'S
Tutorials

Customer Support
Tracking Status
Terms & Conditions
Privacy Policy

SUBSCRIBE TO NEWSLETTER



The screenshot displays the 'Old Quota Details' form within the SWIFT portal. The form is a modal window with a white background and a dark border. It contains the following fields:


- Quota Year ***: A dropdown menu with the text 'Select Quota Year'.
- Facility/Plant ***: A dropdown menu with the text 'Select Plant'.
- Substance Name ***: A dropdown menu with the text 'Select Substance Name'.
- Allocated Quota ***: A text input field with the placeholder 'Enter Allocated Quota'.
- Unit ***: A dropdown menu with the text 'Select Unit'.
- Quota Allocation No ***: A text input field with the placeholder 'Enter Quota No'.

At the bottom right of the form, there are two buttons: 'Cancel' (light blue) and 'Save' (dark blue). The background shows the main portal interface with a sidebar on the left containing 'Export Narcotic Drug', 'Export Drug/Narcotic D', and 'Supporting Documents'. The top navigation bar includes 'ICEGATE', 'ABOUT US', 'SERVICES', 'TUTORIALS', 'QUICK LINKS', and 'NOTIFICATIONS'. The SWIFT logo and 'SINGLE WINDOW INTERFACE FOR FACILITATING TRADE' are also visible at the top.

Importer Details

The user will enter the importer and consignor details and can proceed to the next step after filling in all mandatory fields and saving the information.

Accessibility 24x7 Helpdesk-1800-3010-1000 Customer Support

 ICEGATE ABOUT US SERVICES TUTORIALS QUICK LINKS NOTIFICATIONS

Home >> Select PGA >> CBN Dashboard >> Export Narcotic Drug

Export Narcotic Drug

Export Drug/Narcotic Drug Importer Details Drug Controller & Import License Port Details Details of State Excise Permit Past License Details Substance Details Additional Information

Supporting Documents

Importer Name *
Ahmedabad

Address *
Kavya Industrial Area

Importer Country *
United Arab Emirates

Importer City *
Ahmedabad

Pincode *
380056

Consignee Details

Please check in case Consignee Details is same as the Exporter Details

Name *
Ahmedabad

Address *
Kavya Industrial Area

Country *
United Arab Emirates

City *
Ahmedabad

Pin *
380056

Whether the exporter has obtained export authorization from CBN earlier in respect of this importer

Authorization Number *
5464567457

Authorization Date *
01/04/2026

Issuing Authority Details

Import Certificate No *
6756756756

Date of Issue *
09/04/2026

Valid Up To *
09/04/2026

Issuing Authority Name *
CBN

Issuing Authority Address *
ITO Office

[Back](#) [Cancel](#) [Save as Draft](#) [Save & Next](#)

SWIFT (Single Window Interface for Facilitating Trade) is an initiative by Indian Customs to streamline the import/export process by enabling importers and exporters to submit documents electronically.

About Service List of PGA's Tutorials

Customer Support Tracking Status Terms & Conditions Privacy Policy

Enter your email [Subscribe](#)


SUBSCRIBE TO NEWSLETTER

© Copyright 2024 All Rights Reserved.

Drug Controller and Import License details

The user **will** review the Drug Controller and Import License details and **can** proceed to the next step after verifying the license validity and attached documents.

Accessibility
24/7 Helpdesk-1800-3010-1000 | Customer Support


ICEGATE ABOUTUS SERVICES TUTORIALS QUICK LINKS NOTIFICATIONS

Home >> Select PGA >> CDN Dashboard >> Export Narcotic Drug

Export Narcotic Drug

[Export Drug/Narcotic Drug](#)
[Importer Details](#)
[Drug Controller & Import License](#)
[Port Details](#)
[Details of State Excise Permit](#)
[Past License Details](#)
[Substance Details](#)
[Additional Information](#)

[Supporting Documents](#)

Drug Controller Details

Entity Type: Address:

Drug License Details

Drug License	Drug License No.	Issuing Authority	Validity From	Validity To
Form 26	435	N/A	01-04-2025	01-04-2030
CT 09	435	N/A	01-04-2025	01-04-2030

Details of Drug License Issued by the State Drug Controller/FDA:

Application Category	Drug Type	License Type	Substance	License No.	Issuing Authority	Date of Issue	Validity Up To	Total Qty(As per License)	Total Qty(As per Imported)	Balance
EXPORT	NARCOTIC DRUGS	Import License	DET	SWIND/CT-17/2025/0000...	Zonal FDA	2025-11-28	2028-11-27	90.920000000 kg	0.000000000 kg	90.92
EXPORT	NARCOTIC DRUGS	DGFT License	DET	IMPIN/2025/481	UK COMPETENT AUTHO...	2025-02-24	2025-11-15	5529600000.000000000 cap...	0.000000000 capsule	5529

SWIFT(Single Window Interface for Facilitating Trade) is an initiative by Indian Customs to streamline the import/export process by enabling importers and exporters to submit documents electronically.

[X](#)
[f](#)

About
Service
List of PGA's
Tutorials

Customer Support
Tracking Status
Terms & Conditions
Privacy Policy

Enter your email


SUBSCRIBE TO NEWSLETTER

© Copyright 2024 All Rights Reserved

Port Details

The user will enter the country, port of entry, exporting country, mode of transport, route details, and customs office name and can save the information or proceed to the next step of the export narcotic drug license application.

Accessibility 24x7 Helpdesk-1800-3010-1000 Customer Support

 **SWIFT**
SINGLE WINDOW INTERFACE FOR FACILITATING TRADE

ICEGATE ABOUT US SERVICES TUTORIALS QUICK LINKS NOTIFICATIONS

Home >> Select PGA >> CBN Dashboard >> Export Narcotic Drug

Export Narcotic Drug

Export Drug/Narcotic Drug Importer Details Drug Controller & Import License Port Details Details of State Excise Permit Past License Details Substance Details Additional Information

Supporting Documents

Country Name *
India

Port Entry into India (Also intimate the name of custom office from where customs clearance will be done) *
Select Port Code

Importing Country *
India

Port of Exit from Importing Country. *
Select Port Code

Mode of Transport *
Select

Route to be followed *
Enter Route to Be Followed

Custom Office Name *
Enter Custom Office Name

Name of Transshipment Country/Port *
Enter Name of Transshipment Country

Back Cancel Save as Draft Save & Next

SWIFT (Single Window Interface for Facilitating Trade) is an initiative by Indian Customs to streamline the import/export process by enabling importers and exporters to submit documents electronically.

About Service List of PGA'S Tutorials

Customer Support Tracking Status Terms & Conditions Privacy Policy

Enter your email


SUBSCRIBE TO NEWSLETTER

© Copyright 2024 All Rights Reserved.

Details of State Excise Permit

The user will enter the State Excise Permit details for narcotic drugs and can proceed to the next step after providing the permit number, issuing authority information, validity dates, and saving the details.

Accessibility 24x7 Helpdesk-1800-3010-1000 Customer Support

 **SWIFT**
SINGLE WINDOW INTERFACE FOR FACILITATING TRADE

ICEGATE ABOUT US SERVICES TUTORIALS QUICK LINKS NOTIFICATIONS

Home >> Select PGA >> CBN Dashboard >> Export Narcotic Drug

Export Narcotic Drug

Export Drug/Narcotic Drug Importer Details Drug Controller & Import License Port Details Details of State Excise Permit Past License Details Substance Details Additional Information

Supporting Documents

Details of State Excise Permit(In Case of Narcotics drug):

Permit Number *	Issuing Authority Name *	Issuing Authority Address *
<input type="text" value="6456456"/>	<input type="text" value="CBN"/>	<input type="text" value="NOIDA"/>
Date *	Validity *	If Permit <input type="checkbox"/>
<input type="text" value="02/04/2026"/>	<input type="text" value="09/04/2026"/>	

SWIFT(Single Window Interface for Facilitating Trade) is an initiative by Indian Customs to streamline the import/export process by enabling importers and exporters to submit documents electronically.

Customer Support
Tracking Status
Terms & Conditions
Privacy Policy

Enter your email


SUBSCRIBE TO NEWSLETTER

© Copyright 2024 All Rights Reserved.

Past License Details

The user **will** enter the past license details and **can** upload the license attachment before saving the information and proceeding to the next step.

Accessibility
24x7 Helpdesk-1800-3010-1000
Customer Support



[ICEGATE](#)
[ABOUT US](#)
[SERVICES](#)
[TUTORIALS](#)
[QUICK LINKS](#)
[NOTIFICATIONS](#)

[Home](#) > [Select PGA](#) > [CDN Dashboard](#) > [Export Narcotic Drug](#)

Export Narcotic Drug

Export Drug/Narcotic Drug
Importer Details
Drug Controller & Import License
Port Details
Details of State Excise Permit
Past License Details
Substance Details
Additional Information

Supporting Documents

License Type *

License No. *

Date of Issue *

Validity Up To *

License Attachment (max size 1.5MB / file type: pdf) *

[Attach](#) or Drop your files

Add
Cancel

License No.	License Type	Date of Issue	Validity Up To	Action
123456	1	2026-06-02	2026-06-02	✎ 🗑

Back
Cancel
Save as Draft
Save & Next

SWIFT (Single Window Interface for Facilitating Trade) is an initiative by Indian Customs to streamline the import/export process by enabling importers and exporters to submit documents electronically.

[About](#)
[Service](#)
[List of PGAS](#)
[Tutorials](#)

[Customer Support](#)
[Tracking Status](#)
[Terms & Conditions](#)
[Privacy Policy](#)

✕
f

Subscribe

© Copyright 2024 All Rights Reserved.

Substance Details

The user will enter complete substance, packaging, quantity, and licensing details and can add, verify, and save the records before proceeding to the next step of the export license application.

Export Narcotic Drug
[Export Drug/Narcotic Drug](#) | [Importer Details](#) | [Drug Controller & Import License](#) | [Port Details](#) | [Details of State Excise Permit](#) | [Past License Details](#) | [Substance Details](#) | [Additional Information](#)
Supporting Documents

Note : If you are not able to view substance in dropdown please select your respective plant from tab "Drug Controller & Import License"

Note: The applicant shall be the sole responsible for correctness of the HSN Code, CAS NO. and GSTIN. Hence, the applicant shall double check and shall ensure their correctness before submission of application.

Substance Name *	Manage License No. *
<input type="text" value="Potassium permanganate"/>	<input type="text" value="10098/CR/AP/1000/B/R IN FORM 25"/>
CAS No. *	IDS/HS No. *
<input type="text" value="456546"/>	<input type="text" value="34535"/>
No. Of Packages(a) *	Pack Type (Secondary) *
<input type="text" value="3"/>	<input type="text" value="Bags"/>
Description *	
<input type="text" value="www.wedsfscfsd"/>	

No. of secondary packages	Secondary package type unit	Weight volume per pack (b)	Pack size unit	Capacity per TQ metric	Capacity Unit	Action
<input type="text" value="2"/>	<input type="text" value="Cartons"/>	<input type="text" value="12"/>	<input type="text" value="Kg"/>	<input type="text" value="12"/>	<input type="text" value="mg"/>	+

Total quantity(TQ) *	Total quantity(TQ) metric unit *
<input type="text" value="24"/>	<input type="text" value="Kg"/>
Net quantity *	Net quantity unit *
<input type="text" value="288"/>	<input type="text" value="kg"/>
Name of active ingredient *	% of active ingredient *
<input type="text" value="Potassium permanganate"/>	<input type="text" value="Enter percentage"/>
Net weight of active ingredient *	Unit of net weight *
<input type="text" value="288"/>	<input type="text" value="kg"/>

[Add](#) [Cancel](#)

Substance	Description	No. of packages	Total	Weight/Volume	Net Quantity	Active Ingredients	Net weight of active ingredient	Action
-----------	-------------	-----------------	-------	---------------	--------------	--------------------	---------------------------------	--------

No Records Available

If the quantity required is more than the quantity notified as small quantity of drug vide S. O. 1055(E), dated 19th October, 2001, then jurisdiction declaring mode of usage is to be submitted.

[Back](#) [Cancel](#) [Save as Draft](#) [Save & Next](#)

License Application
[Home](#) >> [Select PGA](#) >> [CDN Dashboard](#) >> [Export Narcotic Drug](#)
Export Narcotic Drug
[Export Drug/Narcotic Drug](#) | [Importer Details](#) | [Drug Controller & Import License](#) | [Port Details](#) | [Details of State Excise Permit](#) | [Past License Details](#) | [Substance Details](#) | [Additional Information](#)
Supporting Documents

Note : If you are not able to view substance in dropdown please select your respective plant from tab "Drug Controller & Import License"

Note : The applicant shall be the sole responsible for correctness of the HSN Code, CAS NO. and GSTIN. Hence, the applicant shall double check and shall ensure their correctness before submission of application.

Substance Name *	<input type="text" value="Select Substance Name"/>	Manage License No. *	<input type="text" value="Select License Number"/>
CAS No. *	<input type="text" value="Enter CAS No"/>	IDS/HS No. *	<input type="text" value="Enter IDS/HS No"/>
No. Of Packages(a) *	<input type="text" value="Enter No. of Packages"/>	Pack Type (Secondary) *	<input type="text" value="Select Pack Type"/>
Description *	<input type="text" value="Enter Description"/>		

No. of secondary packages	Secondary package type unit	Weight volume per pack (b)	Pack size unit	Capacity per TQ metric	Capacity Unit	Action

Accessibility 24x7 Helpdesk-1800-3010-1000 [Customer Support](#)

Net quantity *	<input type="text"/>	Net quantity unit *	<input type="text"/>
Name of active ingredient *	<input type="text" value="Enter name of ingredient"/>	% of active ingredient *	<input type="text" value="Enter percentage"/>
Net weight of active ingredient *	<input type="text"/>	Unit of net weight *	<input type="text"/>

Substance	Description	No. of packages	Total	Weight/Volume	Net Quantity	Active Ingredients	Net weight of active ingredient	Action
Potassium permanganate	wwwwnvedsfddfd	3 Bags	24 Kg	1 kg / 1	288 kg	N/A	288 kg	

If the quantity required is more than the quality notified as small quantity of drug vide S. O. 1055(E), dated 19th October, 2001, then jurisdiction declaring mode of usage is to be submitted.

SWIFT(Single Window Interface for Facilitating Trade) is an initiative by Indian Customs to streamline the import/export process by enabling importers and exporters to submit documents electronically.



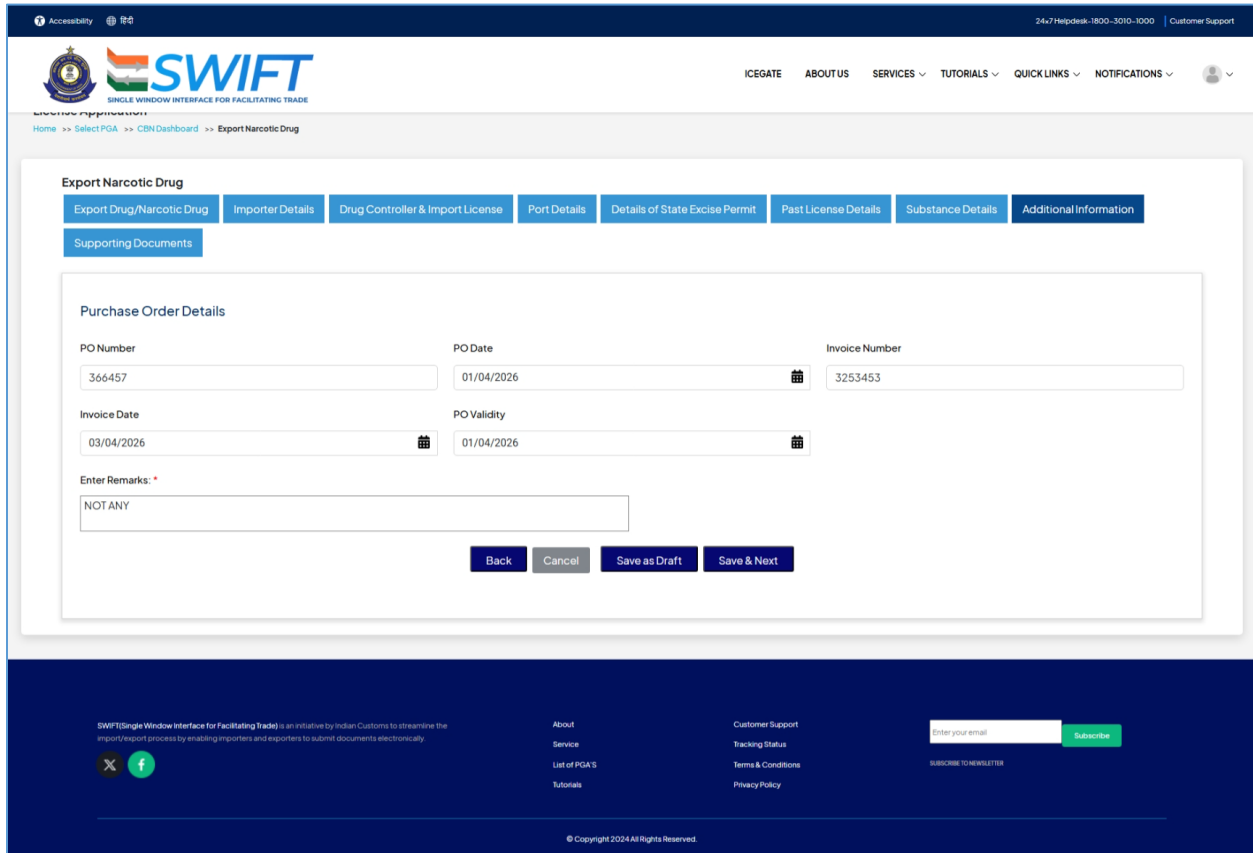
About
Service
List of PGA'S
Tutorials

Customer Support
Tracking Status
Terms & Conditions
Privacy Policy

SUBSCRIBE TO NEWSLETTER

Additional Information

The user will enter the purchase order details and can save the information as a draft or proceed to the next step of the export license application.



The screenshot displays the 'Export Narcotic Drug' form within the SWIFT portal. The form is titled 'Export Narcotic Drug' and includes a navigation bar with tabs: 'Export Drug/Narcotic Drug', 'Importer Details', 'Drug Controller & Import License', 'Port Details', 'Details of State Excise Permit', 'Past License Details', 'Substance Details', and 'Additional Information'. The 'Purchase Order Details' section is active, showing the following fields:

Field	Value
PO Number	366457
PO Date	01/04/2026
Invoice Number	3253453
Invoice Date	03/04/2026
PO Validity	01/04/2026

Below the form fields, there is a text area for 'Enter Remarks:' with the value 'NOT ANY'. At the bottom of the form, there are four buttons: 'Back', 'Cancel', 'Save as Draft', and 'Save & Next'.

Supporting Document

The user will select the appropriate document type and can upload the required supporting document before adding it and proceeding to the next step of the export license application.

Export Narcotic Drug

- Export Drug/Narcotic Drug
- Importer Details
- Drug Controller & Import License
- Port Details
- Details of State Excise Permit
- Past License Details
- Substance Details
- Additional Information

Supporting Documents

Document Type *

Covering Letter

Select Document (max size 1.5MB / file type .pdf)

Attach 08augSignedSigned21.pdf

Add Cancel

Document Type	Document Title	Document	Action
Covering Letter	08augSignedSigned21.pdf	08augSignedSigned21.pdf	

Back Cancel Save As Draft Final Submit

SWIFT(Single Window Interface for Facilitating Trade) is an initiative by Indian Customs to streamline the import/export process by enabling importers and exporters to submit documents electronically.



About
Service
List of PGA's
Tutorials

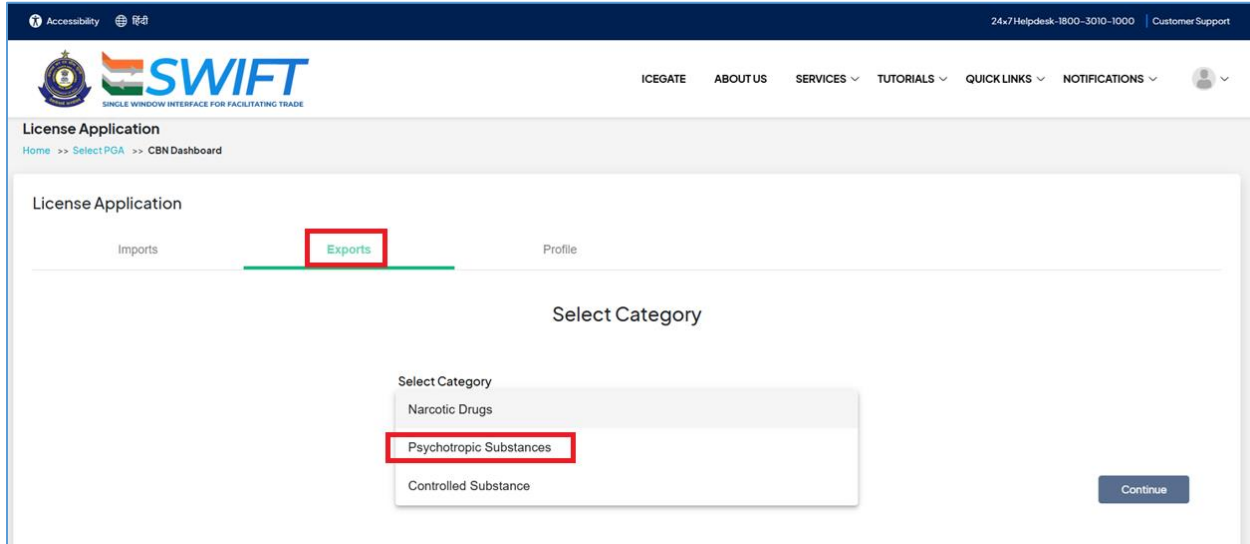
Customer Support
Tracking Status
Terms & Conditions
Privacy Policy

Enter your email

SUBSCRIBE TO NEWSLETTER

8.3.2 Psychotropic Substance

The user will select the Exports tab and can choose Psychotropic Substances from the category dropdown to continue with the license application process.



The screenshot displays the SWIFT License Application interface. At the top, there is a navigation bar with the ICEGATE and SWIFT logos, and a menu with options like ABOUT US, SERVICES, TUTORIALS, QUICK LINKS, and NOTIFICATIONS. Below the navigation bar, the page title is "License Application" with a breadcrumb trail: "Home >> Select PGA >> CBN Dashboard". The main content area has three tabs: "Imports", "Exports", and "Profile". The "Exports" tab is selected and highlighted with a red box. Below the tabs, there is a "Select Category" dropdown menu. The dropdown is open, showing three options: "Narcotic Drugs", "Psychotropic Substances", and "Controlled Substance". The "Psychotropic Substances" option is highlighted with a red box. A "Continue" button is visible at the bottom right of the dropdown menu.

Export Details

The user will verify the exporter and facility details and can enter NOC information, select the appropriate address, and proceed to the next step after saving the details in the export license application.

Accessibility 24x7 Helpdesk-1800-3010-1000 Customer Support

Home >> Select PGA >> CBN Dashboard >> Export Psychotropic Substances

Export Psychotropic Substances

Exporter Details | Importer Details | Drug Controller & Import License | Port Details | Past License Details | Additional Information | Substance Details | Supporting Documents

Facility/Plant *
KavyaPlant1

Exporter Details

CBN Registration No	PER/FEB-2024/000013	Name	KAVYA PHARMA
Address	Kavya Industrial Area	Exporter Country	2065
Exporter State	3	Exporter District	35
Exporter City	Ahmedabad	Exporter Pincode	380056
Exporter Telephone	+91-9090902020	Exporter Fax	NA
Issuing Authority Name	Narcotics Commissioner of India, Central Bureau of Narcotics, Ministry of Finance	Issuing Authority Address	19, The Mall, Morar, Gwalior-474006 Madhya Pradesh, INDIA

GST Number *
Enter GST Number

NOC Details

Please Select Address which you want to show in NOC *

Corporate Address Registered Address Plant Address Other Address

demo.imports.nocExporterName
Enter Name

NOC Address	NOC Country	NOC State
Enter Address		
NOC District	NOC City	NOC Pin Code
	Enter City	Enter Pin Code

Cancel Save as Draft Save & Next

SWIFT (Single Window Interface for Facilitating Trade) is an initiative by Indian Customs to streamline the import/export process by enabling importers and exporters to submit documents electronically.

About Service List of PGA'S Tutorals

Customer Support Tracking Status Terms & Conditions Privacy Policy

Enter your email


SUBSCRIBE TO NEWSLETTER

© Copyright 2024 All Rights Reserved.

Importer Details

The user will enter the importer, consignee, and issue authority details and can verify the information before saving it and proceeding to the next step of the export psychotropic substances license application.

Accessibility
24x7 Helpdesk-1800-3010-1000
Customer Support



[ICEGATE](#)
[ABOUT US](#)
[SERVICES](#)
[TUTORIALS](#)
[QUICK LINKS](#)
[NOTIFICATIONS](#)

Home >> Select PGA >> CBN Dashboard >> Export Psychotropic Substances

Export Psychotropic Substances

Exporter Details
Importer Details
Drug Controller & Import License
Port Details
Past License Details
Additional Information
Substance Details
Supporting Documents

Importer Details

Importer Name *	Address *
<input type="text" value="tanya"/>	<input type="text" value="Kavya Industrial Area"/>
Importer Country *	Importer City *
<input type="text" value="United Arab Emirates"/>	<input type="text" value="Ahmedabad"/>
Pincode *	
<input type="text" value="380056"/>	

Consignee Details

Please check in case Consignee Details is same as the Exporter Details

Name *	Address *
<input type="text" value="tanya"/>	<input type="text" value="Kavya Industrial Area"/>
Country *	City *
<input type="text" value="United Arab Emirates"/>	<input type="text" value="Ahmedabad"/>
Pin *	
<input type="text" value="380056"/>	

Issuing Authority Details

Import Certificate No *	Date of Issue *	Valid Up To *
<input type="text" value="6756756756"/>	<input type="text" value="01/04/2026"/>	<input type="text" value="02/04/2026"/>
Issuing Authority Name *	Issuing Authority Address *	
<input type="text" value="CBN"/>	<input type="text" value="ITO Office"/>	

Back
Cancel
Save as Draft
Save & Next

SWIFT (Single Window Interface for Facilitating Trade) is an initiative by Indian Customs to streamline the import/export process by enabling importers and exporters to submit documents electronically.

About
Service
List of PGA's
Tutorials

Customer Support
Tracking Status
Terms & Conditions
Privacy Policy

Subscribe


SUBSCRIBE TO NEWSLETTER

© Copyright 2024 All Rights Reserved.

Drug Controller and Import License Details

The user will review the drug controller and import license details and can verify the license information and attached documents before saving the details and proceeding to the next step of the export psychotropic substances license application.

Accessibility
24x7 Helpdesk-1800-3010-1000
Customer Support



[ICEGATE](#)
[ABOUT US](#)
[SERVICES](#)
[TUTORIALS](#)
[QUICK LINKS](#)
[NOTIFICATIONS](#)

[Home](#) >> [Select PGA](#) >> [CDN Dashboard](#) >> [Export Psychotropic Substances](#)

Export Psychotropic Substances

Exporter Details
Importer Details
Drug Controller & Import License
Port Details
Past License Details
Additional Information
Substance Details
Supporting Documents

Drug Controller Details

Entity Type: Address:

Plant Name:

Drug License Details

Drug License	Drug License No.	Issuing Authority	Validity From	Validity To
Form 26	435	NIA	01-04-2025	01-04-2030

Details of Drug License Issued by the State Drug Controller/FDA:

Application Category	Drug Type	License Type	Substance	License No.	Issuing Authority	Date of Issue	Validity Up To	Total Qty(As per License)	Total Qty(As per Imported)
EXPORT	PSYCHOTROPIC SUBS...	Import License	DMT	SWIND/CT-17/2025/0000...	Zonal FDA	2025-11-28	2028-11-27	90.920000000 kg	0.000000000 kg
EXPORT	PSYCHOTROPIC SUBS...	DGFT License	DET	IMP/N/2025/481	UK COMPETENT AUTHO...	2025-02-24	2025-11-15	5529600000.000000000 cap...	0.000000000 capsule

Back
Cancel
Save as Draft
Save & Next

SWIFT(Single Window Interface for Facilitating Trade) is an initiative by Indian Customs to streamline the import/export process by enabling importers and exporters to submit documents electronically.

[X](#) [f](#)

About
Service
List of PGA S
Tutorials

Customer Support
Tracking Status
Terms & Conditions
Privacy Policy

Subscribe


SUBSCRIBE TO NEWSLETTER

© Copyright 2024 All Rights Reserved.

Port Details

The user will enter the country, port, transport, and route details and can verify the information before saving it and proceeding to the next step of the export psychotropic substances license application.

Accessibility 24x7 Helpdesk-1800-3010-1000 Customer Support

 ICEGATE ABOUT US SERVICES TUTORIALS QUICK LINKS NOTIFICATIONS

Home >> Select PGA >> CDN Dashboard >> Export Psychotropic Substances

Export Psychotropic Substances

Exporter Details | Importer Details | Drug Controller & Import License | Port Details | **Past License Details** | Additional Information | Substance Details | Supporting Documents

Country Name *	Port Entry into India (Also intimate the name of custom office from where customs clearance will be done) *
<input type="text" value="India"/>	<input type="text" value="Select Port Code"/>
Importing Country *	Port of Exit from Importing Country. *
<input type="text" value="India"/>	<input type="text" value="Select Port Code"/>
Mode of Transport *	Route to be followed *
<input type="text" value="Select"/>	<input type="text" value="Enter Route to Be Followed"/>
Custom Office Name *	Name of Transshipment Country/Port *
<input type="text" value="Enter Custom Office Name"/>	<input type="text" value="Enter Name of Transhipment Country"/>

SWIFT (Single Window Interface for Facilitating Trade) is an initiative by Indian Customs to streamline the import/export process by enabling importers and exporters to submit documents electronically.

[About](#) [Service](#) [List of PGA'S](#) [Tutorials](#) [Customer Support](#) [Tracking Status](#) [Terms & Conditions](#) [Privacy Policy](#)


SUBSCRIBE TO NEWSLETTER

© Copyright 2024 All Rights Reserved.

Past License Details

The user will enter the past license details including license type, license number, date of issue, validity, and attachment, and can add the license record before saving the information and proceeding to the next step of the export psychotropic substances license application.

Accessibility
24x7 Helpdesk-1800-3010-1000 | Customer Support


ICEGATE ABOUT US SERVICES TUTORIALS QUICK LINKS NOTIFICATIONS

Home >> Select PGA >> CDN Dashboard >> Export Psychotropic Substances

Export Psychotropic Substances

Exporter Details
Importer Details
Drug Controller & Import License
Port Details
Past License Details
Additional Information
Substance Details
Supporting Documents

License Type * License No. * Date of Issue *

Select License Type Enter License Number DD/MM/YYYY

Validity Up To * License Attachment (max size 1.5MB / file type .pdf) *

DD/MM/YYYY Attach or Drop your files

Add Cancel

License No.	License Type	Date of Issue	Validity Up To	Action
123456	2	2026-06-02	2026-06-02	✎ 🗑

Back
Cancel
Save as Draft
Save & Next

SWIFT (Single Window Interface for Facilitating Trade) is an initiative by Indian Customs to streamline the import/export process by enabling importers and exporters to submit documents electronically.

✕
f

About

Service

List of PGA'S

Tutorials

Customer Support

Tracking Status

Terms & Conditions

Privacy Policy

Enter your email Subscribe


SUBSCRIBE TO NEWSLETTER

© Copyright 2024 All Rights Reserved.

Additional Information

The user will enter the purchase order number, PO date, invoice details, and remarks and can save the information as a draft or proceed to the next step of the export psychotropic substances license application.

Accessibility 24x7 Helpdesk-1800-3010-1000 Customer Support

 **SWIFT**
SINGLE WINDOW INTERFACE FOR FACILITATING TRADE

ICEGATE ABOUT US SERVICES TUTORIALS QUICK LINKS NOTIFICATIONS

Home >> Select PGA >> CBN Dashboard >> Export Psychotropic Substances

Export Psychotropic Substances

Exporter Details Importer Details Drug Controller & Import License Port Details Past License Details Additional Information Substance Details Supporting Documents

Purchase Order Details

PO Number	PO Date	Invoice Number
<input type="text" value="5768768"/>	<input type="text" value="01/04/2026"/>	<input type="text" value="567658787"/>
Invoice Date	PO Validity	
<input type="text" value="02/04/2026"/>	<input type="text" value="03/04/2026"/>	

Enter Remarks: *

SWIFT (Single Window Interface for Facilitating Trade) is an initiative by Indian Customs to streamline the import/export process by enabling importers and exporters to submit documents electronically.

Customer Support
Tracking Status
Terms & Conditions
Privacy Policy

Enter your email

SUBSCRIBE TO NEWSLETTER

© Copyright 2024 All Rights Reserved.

Substance Details

The user will enter the substance name, license, packaging, and quantity details for psychotropic substances and can add, review, and save the substance record before proceeding to the next step of the export license application.

Export Psychotropic Substances

- Exporter Details
- Importer Details
- Drug Controller & Import License
- Port Details
- Past License Details
- Additional Information
- Substance Details
- Supporting Documents

Note : If you are not able to view substance in dropdown please select your respective plant from tab "Drug Controller & Import License

Note :The applicant shall be the sole responsible for correctness of the HSN Code, CAS NO. and GSTIN. Hence, the applicant shall double check and shall ensure their correctness before submission of application.

Substance Name *	Manage License No. *
<input type="text" value="Potassium permanganate"/>	<input type="text" value="523/CR/AP/1000/B/R IN FORM 25"/>
CAS No. *	IDS/HS No. *
<input type="text" value="76"/>	<input type="text" value="76"/>
No. Of Packages(a) *	Pack Type (Secondary) *
<input type="text" value="21"/>	<input type="text" value="Cartons"/>
Description *	
<input type="text" value="wvwvwe"/>	

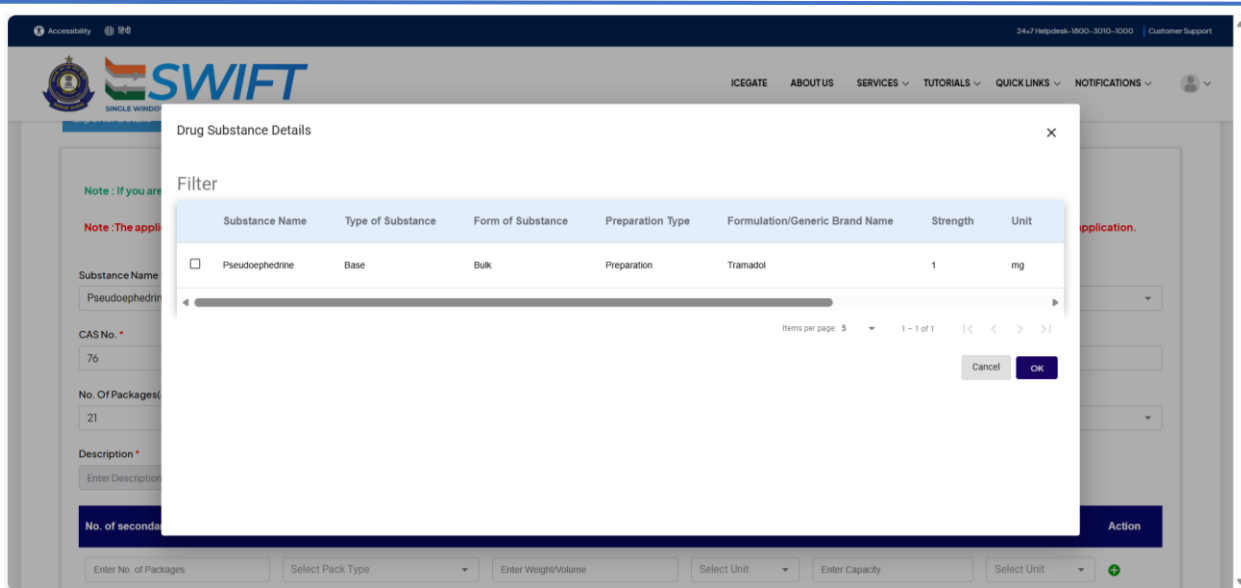
No. of secondary packages	Secondary package type unit	Weight volume per pack (b)	Pack size unit	Capacity per TQ metric	Capacity Unit	Action
3	Cartons	1	Vials	12	mg	+

Total quantity(TQ) *	Total quantity(TQ) metric unit *
<input type="text" value="3"/>	<input type="text" value="Vials"/>
Net quantity *	Net quantity unit *
<input type="text" value="0"/>	<input type="text" value="kg"/>
Name of active ingredient *	% of active ingredient *
<input type="text" value="Potassium permanganate"/>	<input type="text" value="100"/>
Net weight of active ingredient *	Unit of net weight *
<input type="text" value="0"/>	<input type="text" value="kg"/>

Substance	Description	No. of packages	Total	Weight/Volume	Net Quantity	Active Ingredients	Net weight of active ingredient	Action
-----------	-------------	-----------------	-------	---------------	--------------	--------------------	---------------------------------	--------

No Records Available

If the quantity required is more than the quantity notified as small quantity of drug vide S. O. 1055(E), dated 19th October, 2001, then jurisdiction declaring mode of usage is to be submitted.




Supporting Details

The user will select the required document type, upload the supporting document, and can add or review the document before saving or submitting the export psychotropic substances license application.

Export Psychotropic Substances

- Exporter Details
- Importer Details
- Drug Controller & Import License
- Port Details
- Past License Details
- Additional Information
- Substance Details
- Supporting Documents

Document Type*
Importer Exporter Certificate

Select Document (max size 1.5MB / file type pdf)
[Attach](#)  O8augSignedSigned.pdf

[Add](#) [Cancel](#)

Document Type	Document Title	Document	Action
No Records Available			

[Add More Document](#)

[Back](#) [Cancel](#) [Save As Draft](#) [Final Submit](#)

SWIFT (Single Window Interface for Facilitating Trade) is an initiative by Indian Customs to streamline the import/export process by enabling importers and exporters to submit documents electronically.



About
Service
List of PGA'S
Tutorials

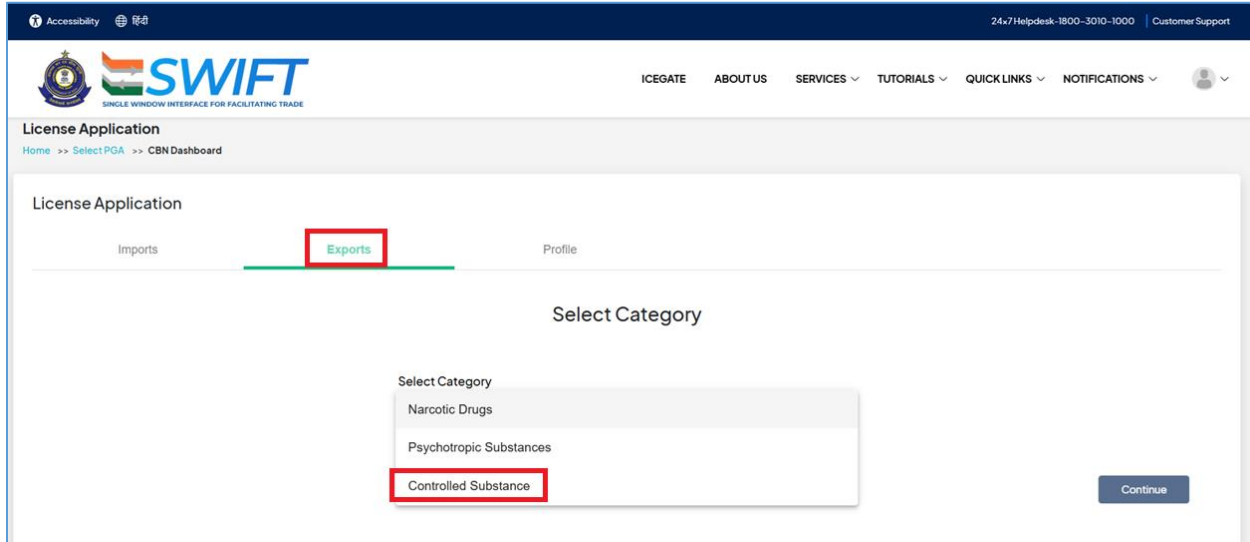
Customer Support
Tracking Status
Terms & Conditions
Privacy Policy

Enter your email [Subscribe](#)

SUBSCRIBE TO NEWSLETTER

8.3.3 Controlled Substance

The user will select the Exports tab and can choose Controlled Substance from the category dropdown to proceed with the license application.




The screenshot displays the SWIFT License Application web interface. At the top, there is a navigation bar with the ICEGATE and SWIFT logos, and a menu with options like 'ICEGATE', 'ABOUT US', 'SERVICES', 'TUTORIALS', 'QUICK LINKS', and 'NOTIFICATIONS'. Below the navigation bar, the page title is 'License Application' with a breadcrumb trail: 'Home >> Select PGA >> CBN Dashboard'. The main content area is titled 'License Application' and features three tabs: 'Imports', 'Exports', and 'Profile'. The 'Exports' tab is currently selected and highlighted with a red box. Below the tabs, there is a 'Select Category' section. A dropdown menu is open, showing three options: 'Narcotic Drugs', 'Psychotropic Substances', and 'Controlled Substance'. The 'Controlled Substance' option is highlighted with a red box. A 'Continue' button is visible to the right of the dropdown menu.

Exporter Details

The user will review and enter the exporter and facility details, select the appropriate NOC address, and can save the information before proceeding to the next step of the export-controlled substance license application.

Accessibility
24/7 Helpdesk-1800-3010-1000
Customer Support



[ICEGATE](#)
[ABOUT US](#)
[SERVICES](#)
[TUTORIALS](#)
[QUICK LINKS](#)
[NOTIFICATIONS](#)

Home >> Select PGA >> CDN Dashboard >> Export Controlled Substance

Export Controlled Substance

Exporter Details
Importer Details
Agent/Certificate Details
Ultimate Consignee/Port Details
Substance Details
Additional Information
Supporting Documents
Background Information

Facility/Plant *

Exporter Details

Name	Issuing Authority Name *
<input type="text" value="KAVYA PHARMA"/>	<input type="text" value="Harish"/>
Address	Exporter Country
<input type="text" value="Kavya Industrial Area"/>	<input type="text" value="2065"/>
Exporter State	Exporter District
<input type="text" value="3"/>	<input type="text" value="35"/>
Exporter City	Exporter Pincode
<input type="text" value="Ahmedabad"/>	<input type="text" value="380056"/>
Exporter Telephone	Exporter Fax
<input type="text" value="+91-9090902020"/>	<input type="text" value="NA"/>

NOC Details

Please Select Address which you want to show in NOC *

Corporate Address
 Registered Address
 Plant Address
 Other Address

demo.imports.nocExporterName

NOC Address	NOC Country	NOC State
<input type="text" value="Kavya Industrial Area"/>	<input type="text" value="INDIA"/>	<input type="text" value="Punjab"/>
NOC District	NOC City	NOC Pin Code
<input type="text" value="Amritsar"/>	<input type="text" value="Ahmedabad"/>	<input type="text" value="380056"/>

Cancel
Save as Draft
Save & Next

SWIFT (Single Window Interface for Facilitating Trade) is an initiative by Indian Customs to streamline the import/export process by enabling importers and exporters to submit documents electronically.

[X](#)
[f](#)

About

Service

List of PGA's

Tutorials

Customer Support

Tracking Status

Terms & Conditions

Privacy Policy

Subscribe


SUBSCRIBE TO NEWSLETTER

© Copyright 2024 All Rights Reserved

Importer Details

The user will enter the excise, importer, and consignee details and can verify the information before saving it and proceed to the next step of the export controlled substance license application.

Accessibility
24x7 Helpdesk-1800-3010-1000 | Customer Support


ICEGATE ABOUT US SERVICES TUTORIALS QUICK LINKS NOTIFICATIONS

Home >> Select PGA >> CBN Dashboard >> Export Controlled Substance

Export Controlled Substance

Exporter Details
Importer Details
Agent/Certificate Details
Ultimate Consignee/Port Details
Substance Details
Additional Information
Supporting Documents
Background Information

Excise Details

Central Excise Registration Number *	Issuing Authority Name *
<input type="text" value="43546666"/>	<input type="text" value="CBN"/>

Importer Details

Importer Name *	Address *
<input type="text" value="TINA"/>	<input type="text" value="Kavya Industrial Area"/>
Importer Country *	Importer City *
<input type="text" value="United Arab Emirates"/>	<input type="text" value="Ahmedabad"/>
Pincode *	License Or Registration Number *
<input type="text" value="380056"/>	<input type="text" value="34234235"/>

Consignee Details

Please check in case Consignee Details is same as the Exporter Details

Name *	Address *
<input type="text" value="TINA"/>	<input type="text" value="Kavya Industrial Area"/>
Country *	City *
<input type="text" value="United Arab Emirates"/>	<input type="text" value="Ahmedabad"/>
Pin *	
<input type="text" value="380056"/>	

Back Cancel Save as Draft Save & Next

SWIFT (Single Window Interface for Facilitating Trade) is an initiative by Indian Customs to streamline the import/export process by enabling importers and exporters to submit documents electronically.

[X](#) [f](#)

About
Service
List of PGA's
Tutorials

Customer Support
Tracking Status
Terms & Conditions
Privacy Policy

Subscribe

SUBSCRIBE TO NEWSLETTER

© Copyright 2024 All Rights Reserved.

Agent/Certificate Details

The user will enter and verify the agent, certificate, plant-wise license, and drug license details and can save the information before proceeding to the next step of the export-controlled substance license application.

Export Controlled Substance

- Exporter Details
- Importer Details
- Agent/Certificate Details
- Ultimate Consignee/Port Details
- Substance Details
- Additional Information
- Supporting Documents
- Background Information

Operator/Agent Details:

Agent Name *	Agent Address *
test	TEJSINGH BUILDING, 35/B, MUMBAI PUNE HIGHWAY, DAPODI PUNE 411 012
Country *	City *
India	test
Pin *	
132455	

Certificate Details

Importer Certificate/NOC No	Date Of Issue	Valid Up To
NEON PHARMA	02/06/2026	02/06/2026
Issuing Authority Name	Issuing Authority Address	
Narcotics Commissioner of India, Central Bureau of Narcotics,	19, The Mall, Morar, Gwalior-474004 Madhaya Pradesh, INDIA	
Telephone No.	Fax	
91-751-2368121	91-751-2368111/	
Email		
email@gmail.com		

Plant Wise License Details

Entity Type	Address
Manufacturer	gfh
Plant Name	
neon plant ahm	

Drug License Details

Drug License	Drug License No.	Issuing Authority	Validity From	Validity To
Form 26	435	NIA	01-04-2025	01-04-2030

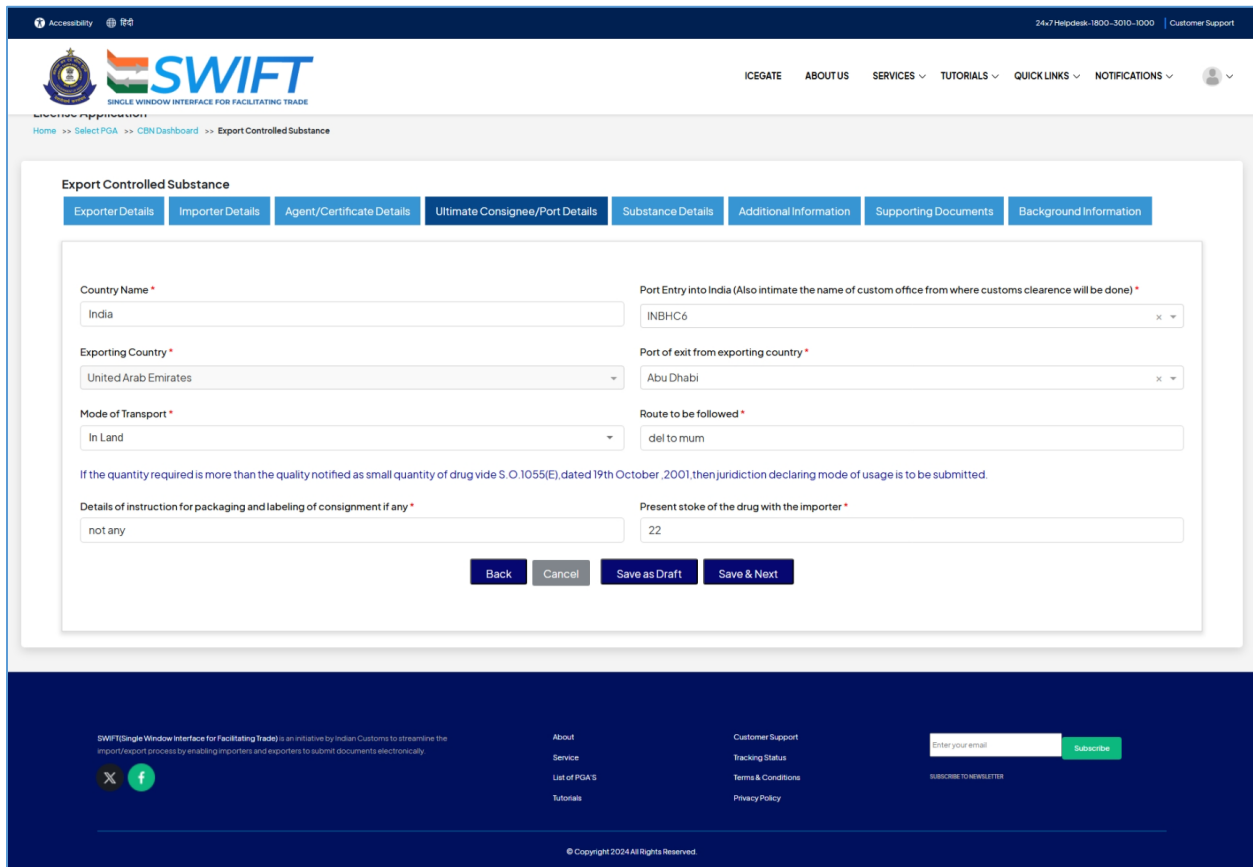
Details of Drug License Issued by the State Drug Controller/FDA:

Application Category	Drug Type	License Type	Substance	License No.	Issuing Authority	Date of Issue	Validity Up To	Total Qty(As per License)	Total Qty(As per Imported)
EXPORT	CONTROLLED SUBSTAN...	DGFT License	Tramadol	IMP/N/2025/481	UK COMPETENT AUTHO...	2025-02-24	2025-11-15	11059200000 0000000000 ca...	0.000000000 capsule
EXPORT	CONTROLLED SUBSTAN...	Import License	DMT	SWIND/CT-17/2025/0000...	Zonal FDA	2025-11-28	2028-11-27	90.9200000000 kg	0.000000000 kg

- Back
- Cancel
- Save as Draft
- Save & Next

Ultimate Consignment/Port Details

The user will enter the country, port of entry, mode of transport, route details, and packaging instructions and can verify and save the information before proceeding to the next step of the export-controlled substance license application.



The screenshot displays the SWIFT web application interface for the 'Export Controlled Substance' section. The 'Ultimate Consignee/Port Details' tab is active. The form contains the following fields:

- Country Name ***: Text input field containing 'India'.
- Port Entry into India (Also intimate the name of custom office from where customs clearance will be done) ***: Dropdown menu showing 'INBHC6'.
- Exporting Country ***: Dropdown menu showing 'United Arab Emirates'.
- Port of exit from exporting country ***: Dropdown menu showing 'Abu Dhabi'.
- Mode of Transport ***: Dropdown menu showing 'In Land'.
- Route to be followed ***: Text input field containing 'del to mum'.
- Details of instruction for packaging and labeling of consignment if any ***: Text input field containing 'not any'.
- Present stock of the drug with the importer ***: Text input field containing '22'.


At the bottom of the form are four buttons: 'Back', 'Cancel', 'Save as Draft', and 'Save & Next'.

The footer of the page includes social media icons for X and Facebook, a 'Subscribe' button, and a copyright notice: '© Copyright 2024 All Rights Reserved'.

Substance Details

The user will enter the substance identification, license, packaging, quantity, and active ingredient details and can add, review, and save the substance record before proceeding to the next step of the export-controlled substance license application.

Account ID: 99
IN/TradeNo: 999/200/000
Customer Support


ICEGATE ABOUT US SERVICES TUTORIALS QUICK LINKS NOTIFICATIONS

Home > ICEGATE > ICECLEAR > Export Controlled Substance

Export Controlled Substance

Exporter Details
Importer Details
Agent/Certificate Details
Ultimate Consignee/Port Details
Substance Details
Additional Information
Supporting Documents
Background Information

No. Of Primary Packages*

Pack Type (Primary)*

Note - If you are not able to view substance in dropdown please select your respective plant from tab "Drug Controller & Import License"

Note - The applicant shall be the sole responsible for correctness of the HSN Code, CAS NO. and DSTIN. Hence, the applicant shall double check and shall ensure their correctness before submission of application.

Substance Name *

Manage License No. *

Salt Name *

CAS No. *

ID/LMS No. *

CAS No. (Salt) *

ID/LMS No. (Salt) *

No. Of Packagental*

Pack Type (Secondary)*

Description*

No. of secondary packages	Secondary package type unit	Weight/volume per pack (g)	Pack size unit	Capacity per TO metric	Capacity Unit	Action
<input type="text" value="Enter No. of Packages"/>	<input type="text" value="Select Pack Type"/>	<input type="text" value="Enter Weight/Volume"/>	<input type="text" value="Select Unit"/>	<input type="text" value="Enter Capacity"/>	<input type="text" value="Select Unit"/>	+

Total quantity(TQ)*

Total quantity(TQ)metric unit*

Strength*

Unit*

Per Unit*

Per Unit Metric*

Net quantity*

Net quantity unit*

Name of active ingredient *

% of active ingredient *

Net weight of active ingredient *

Unit of net weight *

Add
Cancel

Substance	Description	No. of packages	Total	Weight/Volume	Net Quantity	Active Ingredients	Net weight of active ingredient	Action
Pelvicton perazepam	anticonvulsant	3 Bags	36 Ampoules	1 mg / 1	9 kg	100	9 kg	+

If the quantity required is more than the quantity notified as small quantity of drug vide S. O. 1055(E), dated 30th October, 2001, then jurisdiction-declaring mode of usage is to be submitted.

Back
Cancel
Save as Draft
Save & Post

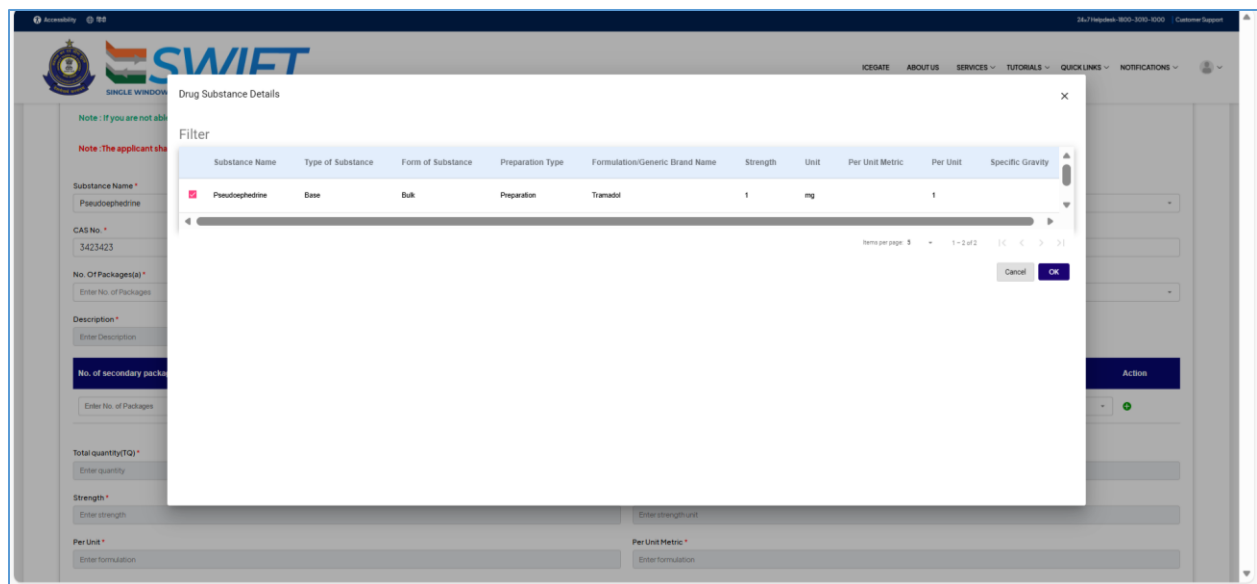
SWIFT Single Window Interface for Facilitating Trade is a joint initiative of Customs for promotion of Single Window Interface for Facilitating Trade in India.

About
Service
List of Ports
Schemes

Customer Support
Tracking Status
Terms & Conditions
Privacy Policy

IN/TradeNo: 999/200/000
Submit

© Copyright 2024 All Rights Reserved.



The screenshot shows the SWIFT application interface. A 'Drug Substance Details' dialog box is open, displaying a table with the following data:


Substance Name	Type of Substance	Form of Substance	Preparation Type	Formulation/Generic Brand Name	Strength	Unit	Per Unit Metric	Per Unit	Specific Gravity
Pseudoephedrine	Base	Bulk	Preparation	Tramadol	1	mg		1	

The dialog box also includes a 'Filter' input field, a 'Cancel' button, and an 'OK' button. The background application shows various input fields for substance details, such as 'Substance Name', 'CAS No.', 'No. of Packages(s)', 'Description', 'No. of secondary packs', 'Total quantity(TQ)', 'Strength', and 'Per Unit'.

Additional Information

The user will enter the purchase order number, PO date, invoice details, and remarks and can save the information as a draft or proceed to the next step of the export-controlled substance license application.

Accessibility 24x7 Helpdesk-1800-3010-1000 Customer Support

 **SWIFT**
SINGLE WINDOW INTERFACE FOR FACILITATING TRADE

ICEGATE ABOUT US SERVICES TUTORIALS QUICK LINKS NOTIFICATIONS

Home >> Select PGA >> CBN Dashboard >> Export Controlled Substance

Export Controlled Substance

Exporter Details Importer Details Agent/Certificate Details Ultimate Consignee/Port Details Substance Details Additional Information Supporting Documents Background Information

Purchase Order Details

PO Number	PO Date	Invoice Number
<input type="text" value="435345"/>	<input type="text" value="02/04/2026"/>	<input type="text" value="34234234"/>
Invoice Date	PO Validity	
<input type="text" value="04/04/2026"/>	<input type="text" value="07/04/2026"/>	

Enter Remarks: *

[Back](#) [Cancel](#) [Save as Draft](#) [Save & Next](#)

SWIFT(Single Window Interface for Facilitating Trade) is an initiative by Indian Customs to streamline the export/import process by enabling importers and exporters to submit documents electronically.

[X](#) [f](#)

About
Service
List of PGAs
Tutorials

Customer Support
Tracking Status
Terms & Conditions
Privacy Policy

Enter your email [Subscribe](#)


SUBSCRIBE TO NEWSLETTER

© Copyright 2024 All Rights Reserved.

Supporting Document

The user will select the required document type, upload the supporting document, and can add, review, and save the document before proceeding to the next step of the export-controlled substance license application.

Accessibility
24x File uploaded successfully



[ICEGATE](#)
[ABOUT US](#)
[SERVICES](#)
[TUTORIALS](#)
[QUICK LINKS](#)
[NOTIFICATIONS](#)

[Home](#) >> [Select PGA](#) >> [CDN Dashboard](#) >> [Export Controlled Substance](#)

Export Controlled Substance

Exporter Details
Importer Details
Agent/Certificate Details
Ultimate Consignee/Port Details
Substance Details
Additional Information
Supporting Documents
Background Information

Document Type* Select Document (max size 1.5MB / file type .pdf)

Importer Exporter Certificate

[Attach](#)
08augSignedSigned.pdf

Add
Cancel

Document Type	Document Title	Document	Action
Importer Exporter Certificate	08augSignedSigned.pdf	08augSignedSigned.pdf	-

+ Add More Document

Back
Cancel
Save As Draft
Save & Next

SWIFT (Single Window Interface for Facilitating Trade) is an initiative by Indian Customs to streamline the import/export process by enabling importers and exporters to submit documents electronically.

About

Service

List of PGA'S

Tutorials

Customer Support



Tracking Status

Terms & Conditions

Privacy Policy

Enter your email

Subscribe

© Copyright 2024 All Rights Reserved.

Background Information

The user will answer the background and regulatory compliance questions, provide required declarations and remarks, and can confirm the accuracy of the information before saving the details or submitting the export-controlled substance license application.

Export Controlled Substance

- Exporter Details
- Importer Details
- Agent/Certificate Details
- Ultimate Consignee/Port Details
- Substance Details
- Additional Information
- Supporting Documents
- Background Information

1) Is the export for the purpose of re-export? If Yes, please provide details * Yes No

2) Has your company been Authorized previously by the CBN to export the chemical(s)? If Yes, please provide references and dates for last 3 exports * Yes No

3) Is the consignee a new customer for the chemical? * Yes No

4) Was the order made directly or through a broker? If through broker, please provide name and address. * Yes No

5) What is the means of payment for the transaction? *

a) Name and Address of payee *

b) Name and Address of banker who will remit the payment *

c) Name and Address of bank in which the payment will be received *

6) Please give details of customer's instructions for packaging and labeling for consignment: *

7) Is the consignment destined for, or will it transit, a free trade zone free port or bonded warehouse? If Yes, please provide details? * Yes No

8) Has authorization for the import been obtained from the competent authorities of importing country? As evidence please attach original copies of import authorization/NOC and any other relevant documentation. * Yes No

9) Are you a manufacturer exporter? If Yes, where you procure the raw material/finished product? Name and address of supplier/manufacturer along with the quantity and price thereof. Copy of the drug licence of the supplier of the raw material, wherever applicable. * Yes No

10) Are you a trader exporter? If Yes, where you procure the controlled substance(s)? Name and address of supplier/manufacturer along with the quantity and price thereof. Copy of the drug licence of the supplier/manufacturer of the controlled substance(s), wherever applicable. * Yes No

I confirm to the best of my belief all the information provided in this application is true

Enter Remarks: *

Cancel Save As Draft Final Submit

SWIFT(Single Window Interface for Facilitating Trade) is an initiative by Indian Customs to streamline the import/export process by enabling importers and exporters to submit documents electronically.



About
Service
List of PGA'S
Tutorials

Customer Support
Tracking Status
Terms & Conditions
Privacy Policy

Enter your email

SUBSCRIBE TO NEWSLETTER

Accessibility 24x7 Helpdesk-1800-3010-1000 Customer Support

ICEGATE ABOUT US SERVICES TUTORIALS QUICK LINKS NOTIFICATIONS

SWIFT SINGLE WINDOW INTERFACE FOR FACILITATING TRADE

Home >> LPCO Dashboard

Apply New LPCO **LPCO Pending** LPCO Completed

Select Port Code Select ARN Select PGA

Select Start Date Select End Date GO

Sr. No.	ARN / Draft Id	PGA	Certificate Name	Status	Action
---------	----------------	-----	------------------	--------	--------

✓ Saved Import Narcotics Drugs data successfully- with SwiftreferenceId:sw1769503373850

9. Payment Process

When the status is marked as 'Payment Pending', a 'Proceed to Payment' icon will be displayed to the user under the Action column, enabling them to complete the payment. Upon clicking this icon, a new screen will open where the user can complete the payment process.

Accessibility 24x7 Helpdesk-1800-3010-1000 Customer Support

ICEGATE ABOUT US SERVICES TUTORIALS QUICK LINKS NOTIFICATIONS

SWIFT SINGLE WINDOW INTERFACE FOR FACILITATING TRADE

Reference Number	BE Number	BE Date	PGA	Status	Action
ICA20250800004251	2021885	2025-08-27	CBN	Payment Pending	

Upon clicking the 'Proceed to Payment' link, a new screen will appear displaying the payment details, as shown below

Accessibility 24x7 Helpdesk-1800-3010-1000 Customer Support

ICEGATE ABOUT US SERVICES TUTORIALS QUICK LINKS NOTIFICATIONS

Reference Number	BE Number	BE Date	PGA	Status	Action
ICA20250800004251	2021885	2025-08-27	CBN	Payment Pending	

Once the user reviews all the details and fills in the required information, the <Submit> button will be activated, as shown in the screen below:

Accessibility 24x7 Helpdesk-1800-3010-1000 Customer Support

ICEGATE ABOUT US SERVICES TUTORIALS QUICK LINKS NOTIFICATIONS

Payment Details

Application Registration Number: IND/IMP/JAN-2026/0000

Sr. No.	Application Status	Payment Purpose	Total Cost
1	Approved for the payment of Item	CBN PAYMENT	1000.005
Total			1000.005

Close
Submit

Once the payment details have been submitted by the user, the system will update the status to 'Initiate Payment' and display a link to 'Pay' to the initiated payment under the Action column.

Accessibility | 24x7 Helpdesk-1800-3010-1000 | Customer Support


ICEGATE ABOUT US SERVICES TUTORIALS QUICK LINKS NOTIFICATIONS

Home >> LPCO Dashboard

Apply New LPCO | **LPCO Pending** | LPCO Pending Status | LPCO Completed

Select Port Code: ARN17102025 | CBN

Select Start Date | Select End Date | GO

Sr. No.	ARN / Draft Id	PGA	Certificate Name	Status	Action
1	ARN17102025	CBN	EXPORT_ND	Initiate Payment	

Items per page: 50 | 1 - 1 of 1 | << >>

Accessibility | 24x7 Helpdesk-1800-3010-1000 | Customer Support


ICEGATE ABOUT US SERVICES TUTORIALS QUICK LINKS NOTIFICATIONS

Home >> LPCO Dashboard

Apply New LPCO | **LPCO Pending** | LPCO Pending Status | LPCO Completed

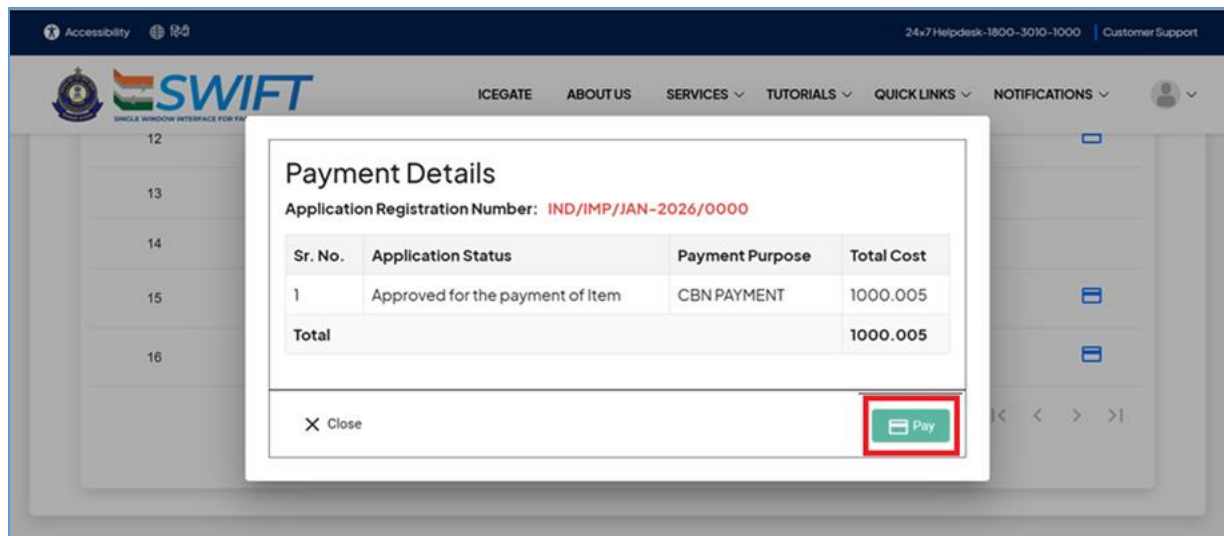
Select Port Code: ARN17102025 | CBN

Select Start Date | Select End Date | GO

Sr. No.	ARN / Draft Id	PGA	Certificate Name	Status	Action
1	ARN17102025	CBN	EXPORT_ND	Initiate Payment	

Items per page: 50 | 1 - 1 of 1 | << >>

Upon selecting the 'Pay' icon, a payment details screen will be displayed, showing the application information and total payable amount. The user will then click the 'Pay' button to proceed with the payment.



After clicking the “**Pay**” button above, the user will be shown the option of make payment through Bharatkosh. Users can follow the on-screen instructions to complete payment.

NOTE: If the payment fails, the status of the BE will be updated to ‘Pending Payment’.

10. Release Order

Once the Payment is successfully made by the user, the application moves to the “Release Order” tab where the user can see the updates status of “Test Report”. Here the user can perform two Actions:

1. View
2. Download




Accessibility 24x7 Helpdesk-1800-3010-1000 Customer Support

ICEGATE ABOUT US SERVICES TUTORIALS QUICK LINKS NOTIFICATIONS

Select Port Code Select BE Number mm/dd/yyyy mm/dd/yyyy

CBN Select ARN Enter CTH **GO**

Reference Number	BE Number	BE Date	PGA
ICA20250800000138	2021845	2025-08-19	CBN

Invoice Number	Item Number	Port Code	Status	Action
1	1	INDEL4	Test Report	  

The report issued can be viewed and downloaded by clicking on the 'View' and 'Download' icon as shown in the screen below.




Accessibility 24x7 Helpdesk-1800-3010-1000 Customer Support

ICEGATE ABOUT US SERVICES TUTORIALS QUICK LINKS NOTIFICATIONS

Select Port Code Select BE Number mm/dd/yyyy mm/dd/yyyy

CBN Select ARN Enter CTH **GO**

Reference Number	BE Number	BE Date	PGA
ICA20250800000138	2021845	2025-08-19	CBN

Invoice Number	Item Number	Port Code	Status	Action
1	1	INDEL4	Test Report	  

11. Contact Us

The contact details are as follows:

ICEGATE, Directorate General of Systems

1st Floor, CR Building, IP Estate

New Delhi – 110002

Toll Free No: 1800-3010-1000

The user can also drop their queries at:

Email: icegatehelpdesk@icegate.gov.in

